

Platinum cured silicone hose designed for Biopharmaceutical applications




- Fully traceable materials
- Free from peroxide
- Suitable for CIP and SIP
- Choice of reinforcement material



Type BBS-4S
Hose union



Type BBS-05
Quick Connect



Type BBS-10
Ball check valve



Type 2103
Diaphragm valve



Type 8221
Conductivity sensor



Type 8650
Process Automation

The hose is made from platinum cured silicone and conforms to FDA and USP VI requirements/approvals. The production is based on exceptional quality standards that enable the use of the hose in combination with the type BBS-4S reusable hose connections and is available in all standard sizes required in hygienic processing.

The simplicity of the reusable connection system means all types of connection can be used and hence offers total unlimited flexibility in the field whilst supporting truly cost effective maintenance.

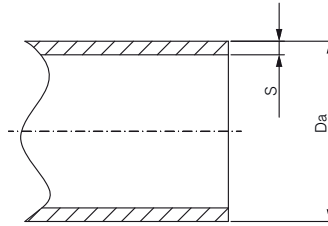
Technical data

Available standard size	ISO DN06 up to DN50 SMS DN06 up to DN50 BS-OD DN 1/4" up to DN2" DIN DN04 up to DN50
Hose type	Type CL – Standard hose without reinforcement Type MD – Glass based silk reinforced Type MA – Aramide reinforced Type MB – Double aramide reinforced Type MR – Stainless steel reinforced
Surface quality	Internal surface $\leq 0.2Ra$
Operating / Burst pressure	See technical specification
Process temperature	See technical specification
Media	Gases or liquids
Ports/Connection	See data sheet for BBS-4S hose union
Certificate	USDA, FDA, USP Class VI, BGA XV, EU.Ph.3.1.9.

Applications

- Biotechnology
- Pharmaceutical
- Chemical industry
- Dairy
- Food
- Cosmetic

Dimension [mm] Standard pipe dimension



Measure Da X S	ISO 4200	DIN 11850	BD-OD	SMS
Standard pipe dimension				
6.00 x 1.00		DN04		
6.35 x 0.89			DN1/4"	
8.00 x 1.00		DN06		DN06
9.53 x 0.89			DN3/8"	
10.00 x 1.00		DN08		DN08
12.00 x 1.00		DN10		DN10
12.70 x 1.65			DN1/2"	
13.00 x 1.50		DN10		
13.50 x 1.60	DN08			
17.20 x 1.60	DN10			
18.00 x 1.00				DN15
19.00 x 1.50		DN15		
19.05 x 1.65			DN3/4"	
21.30 x 1.60	DN15			
22.00 x 1.00				DN20
23.00 x 1.50		DN20		
25.00 x 1.20				DN25
25.40 x 1.65			DN1"	
26.90 x 1.60	DN20			
29.00 x 1.50		DN25		
32.00 x 1.20				DN32
33.70 x 2.00	DN25			
35.00 x 1.50		DN32		
38.00 x 1.20				DN40
38.10 x 1.65			DN1 1/2"	
41.00 x 1.50		DN40		
42.40 x 2.00	DN32			
48.30 x 2.00	DN40			
50.80 x 1.65			DN2"	
51.00 x 1.20				DN50
53.00 x 1.50		DN50		
60.30 x 2.00	DN50			
63.50 x 1.60				DN65
63.50 x 1.65			DN2 1/2"	
70.00 x 2.00		DN65		
76.10 x 1.60				DN80
76.10 x 2.00	DN 65			
76.20 x 1.65			DN3"	
85.00 x 2.00		DN80		
88.90 x 2.30	DN80			
101.60 x 2.00				DN100
101.60 x 2.11			DN4"	
104.00 x 2.00		DN100		
114.30 x 2.30	DN100			
129.00 x 2.00		DN125		
139.70 x 2.60	DN125			
152.40 x 2.77			DN6"	
154.00 x 2.00		DN150		
168.30 x 2.60	DN150			

DTS 1000148925 EN Version: C Status: RL (released | freigegeben | valide) printed: 29.08.2013

Dimension [mm] Hose type CL, without reinforcement



Orifice	Inner Ø [mm]	Min. bend radius [mm]	Max. operating pressure (20 °C)	Max. operating pressure (150 °C)	Max. material temp.	Min. burst pressure	Vacuum resistance	Available roll length [m]	Item no.
DIN Dimensions Hose type CL, without reinforcement									
DN04	5.00	30.00	ambient	ambient	160 °C	4.0 bar	no collapse	50.00	BBS-04-00.R04.00.CL.0 (730 131)
DN06	6.00	50.00	ambient	ambient	160 °C	4.0 bar	no collapse	50.00	BBS-04-00.R06.00.CL.0 (730 137)
DN08	8.00	60.00	ambient	ambient	160 °C	3.0 bar	no collapse	50.00	BBS-04-00.R08.00.CL.0 (730 143)
DN10	10.00	70.00	ambient	ambient	160 °C	3.0 bar	no collapse	50.00	BBS-04-00.R10.00.CL.0 (730 148)
DN15	12.70	80.00	ambient	ambient	160 °C	2.0 bar	no collapse	25.00	BBS-04-00.S10.00.CL.0 (730 156)
ISO Dimensions Hose type CL, without reinforcement									
DN08	10.00	70.00	ambient	ambient	160 °C	3.0 bar	no collapse	50.00	BBS-04-00.R10.00.CL.0 (730 148)
DN10	12.70	80.00	ambient	ambient	160 °C	2.0 bar	no collapse	25.00	BBS-04-00.S10.00.CL.0 (730 156)
BS-OD Dimensions Hose type CL, without reinforcement									
DN1/4"	5.00	30.00	ambient	ambient	160 °C	4.0 bar	no collapse	50.00	BBS-04-00.R04.00.CL.0 (730 131)
DN3/8"	8.00	60.00	ambient	ambient	160 °C	3.0 bar	no collapse	50.00	BBS-04-00.R08.00.CL.0 (730 143)
DN1/2"	12.70	80.00	ambient	ambient	160 °C	2.0 bar	no collapse	25.00	BBS-04-00.S10.00.CL.0 (730 156)
SMS Dimensions Hose type CL, without reinforcement									
DN06	6.00	50.00	ambient	ambient	160 °C	4.0 bar	no collapse	50.00	BBS-04-00.R06.00.CL.0 (730 137)
DN08	8.00	60.00	ambient	ambient	160 °C	3.0 bar	no collapse	50.00	BBS-04-00.R08.00.CL.0 (730 143)
DN10	10.00	70.00	ambient	ambient	160 °C	3.0 bar	no collapse	50.00	BBS-04-00.R10.00.CL.0 (730 148)
DN15	12.70	80.00	ambient	ambient	160 °C	2.0 bar	no collapse	25.00	BBS-04-00.S10.00.CL.0 (730 156)

Note: The item no. refers to 1m length of hose.
Minimum order quantity, please check with you local sales team for the corresponding length.
A proper gap-free connection feature can only be given in combination with BBS sterile hose union.


Dimension [mm] Hose type MD, glass silk reinforced



Orifice	Inner Ø [mm]	Min. bend radius [mm]	Max. operating pressure (20 °C)	Max. operating pressure (150 °C)	Max. material temp.	Min. burst pressure	Vacuum resistance	Available roll length [m]	Item no.
DIN Dimensions Hose type MD, glass silk reinforced									
DN04	5.00	30.00	16.0 bar	10.0 bar	160 °C	32.0 bar	no collapse	50.00	BBS-04-00.R04.00.MD.0 (730 133)
DN06	6.00	50.00	16.0 bar	10.0 bar	160 °C	28.0 bar	no collapse	50.00	BBS-04-00.R06.00.MD.0 (730 139)
DN08	8.00	60.00	14.0 bar	8.5 bar	160 °C	26.0 bar	no collapse	50.00	BBS-04-00.R08.00.MD.0 (730 145)
DN10	10.00	70.00	12.0 bar	8.0 bar	160 °C	24.0 bar	no collapse	50.00	BBS-04-00.R10.00.MD.0 (730 152)
DN15	12.70	80.00	10.0 bar	6.5 bar	160 °C	20.0 bar	650 mm/HG	25.00	BBS-04-00.S10.00.MD.0 (730 160)
DN20	19.00	150.00	8.0 bar	5.0 bar	160 °C	18.0 bar	580 mm/HG	25.00	BBS-04-00.S15.00.MD.0 (730 168)
DN25	25.40	180.00	6.0 bar	3.5 bar	160 °C	15.0 bar	400 mm/HG	10.00	BBS-04-00.S20.00.MD.0 (730 174)
DN32	32.00	220.00	4.0 bar	2.5 bar	160 °C	12.0 bar	180 mm/HG	10.00	BBS-04-00.S25.00.MD.0 (730 180)
ISO Dimensions Hose type MD, glass silk reinforced									
DN08	10.00	70.00	12.0 bar	8.0 bar	160 °C	24.0 bar	no collapse	50.00	BBS-04-00.R10.00.MD.0 (730 152)
DN10	12.70	80.00	10.0 bar	6.5 bar	160 °C	20.0 bar	650 mm/HG	25.00	BBS-04-00.S10.00.MD.0 (730 160)
DN15	19.00	150.00	8.0 bar	5.0 bar	160 °C	18.0 bar	580 mm/HG	25.00	BBS-04-00.S15.00.MD.0 (730 168)
DN20	25.40	180.00	6.0 bar	3.5 bar	160 °C	15.0 bar	400 mm/HG	10.00	BBS-04-00.S20.00.MD.0 (730 174)
DN25	32.00	220.00	4.0 bar	2.5 bar	160 °C	12.0 bar	180 mm/HG	10.00	BBS-04-00.S25.00.MD.0 (730 180)
BS-OD Dimensions Hose type MD, glass silk reinforced									
DN1/4"	5.00	30.00	16.0 bar	10.0 bar	160 °C	32.0 bar	no collapse	50.00	BBS-04-00.R04.00.MD.0 (730 133)
DN3/8"	8.00	60.00	14.0 bar	8.5 bar	160 °C	26.0 bar	no collapse	50.00	BBS-04-00.R08.00.MD.0 (730 145)
DN1/2"	12.70	80.00	10.0 bar	6.5 bar	160 °C	20.0 bar	650 mm/HG	25.00	BBS-04-00.S10.00.MD.0 (730 160)
DN3/8"	19.00	150.00	8.0 bar	5.0 bar	160 °C	18.0 bar	580 mm/HG	25.00	BBS-04-00.S15.00.MD.0 (730 168)
DN1"	25.40	180.00	6.0 bar	3.5 bar	160 °C	15.0 bar	400 mm/HG	10.00	BBS-04-00.S20.00.MD.0 (730 174)
SMS Dimensions Hose type MD, glass silk reinforced									
DN06	6.00	50.00	16.0 bar	10.0 bar	160 °C	28.0 bar	no collapse	50.00	BBS-04-00.R06.00.MD.0 (730 139)
DN08	8.00	60.00	14.0 bar	8.5 bar	160 °C	26.0 bar	no collapse	50.00	BBS-04-00.R08.00.MD.0 (730 145)
DN10	10.00	70.00	12.0 bar	8.0 bar	160 °C	24.0 bar	no collapse	50.00	BBS-04-00.R10.00.MD.0 (730 152)
DN15	12.70	80.00	10.0 bar	6.5 bar	160 °C	20.0 bar	650 mm/HG	25.00	BBS-04-00.S10.00.MD.0 (730 160)
DN20	19.00	150.00	8.0 bar	5.0 bar	160 °C	18.0 bar	580 mm/HG	25.00	BBS-04-00.S15.00.MD.0 (730 168)
DN25	25.40	180.00	6.0 bar	3.5 bar	160 °C	15.0 bar	400 mm/HG	10.00	BBS-04-00.S20.00.MD.0 (730 174)
DN32	32.00	220.00	4.0 bar	2.5 bar	160 °C	12.0 bar	180 mm/HG	10.00	BBS-04-00.S25.00.MD.0 (730 180)

Note: The item no. refers to 1m length of hose.
Minimum order quantity, please check with you local sales team for the corresponding length.
A proper gap-free connection feature can only be given in combination with BBS sterile hose union.

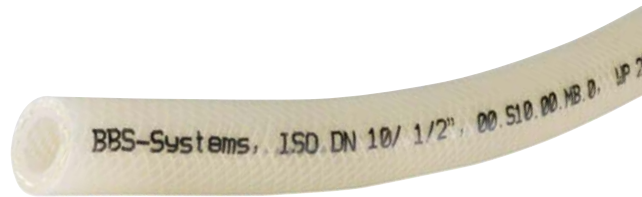
Dimension [mm] Hose type MA, aramid reinforced



Orifice	Inner Ø [mm]	Min. bend radius [mm]	Max. operating pressure (20 °C)	Max. operating pressure (150 °C)	Max. material temp.	Min. burst pressure	Vacuum resistance	Available roll length [m]	Item no.
DIN Dimensions Hose type MA, aramid reinforced									
DN10	10.00	70.00	16.0 bar	10.0 bar	160 °C	36.0 bar	no collapse	50.00	BBS-04-00.R10.00.MA.0 (730 150)
DN15	12.70	80.00	16.0 bar	10.0 bar	160 °C	30.0 bar	650 mm/HG	25.00	BBS-04-00.S10.00.MA.0 (730 158)
DN20	19.00	150.00	12.0 bar	8.0 bar	160 °C	24.0 bar	580 mm/HG	25.00	BBS-04-00.S15.00.MA.0 (730 164)
DN25	25.40	180.00	10.0 bar	6.5 bar	160 °C	20.0 bar	400 mm/HG	10.00	BBS-04-00.S20.00.MA.0 (730 172)
DN32	32.00	220.00	8.0 bar	5.0 bar	160 °C	18.0 bar	180 mm/HG	10.00	BBS-04-00.S25.00.MA.0 (730 178)
DN40	38.00	260.00	5.0 bar	3.0 bar	160 °C	12.0 bar	180 mm/HG	10.00	BBS-04-00.S32.00.MA.0 (730 186)
DN50	55.00	450.00	5.0 bar	3.0 bar	160 °C	12.0 bar	120 mm/HG	10.00	BBS-04-00.S50.00.MA.0 (730 199)
ISO Dimensions Hose type MA, aramid reinforced									
DN08	10.00	70.00	16.0 bar	10.0 bar	160 °C	36.0 bar	no collapse	50.00	BBS-04-00.R10.00.MA.0 (730 150)
DN10	12.70	80.00	16.0 bar	10.0 bar	160 °C	30.0 bar	650 mm/HG	25.00	BBS-04-00.S10.00.MA.0 (730 158)
DN15	19.00	150.00	12.0 bar	8.0 bar	160 °C	24.0 bar	580 mm/HG	25.00	BBS-04-00.S15.00.MA.0 (730 164)
DN20	25.40	180.00	10.0 bar	6.5 bar	160 °C	20.0 bar	400 mm/HG	10.00	BBS-04-00.S20.00.MA.0 (730 172)
DN25	32.00	220.00	8.0 bar	5.0 bar	160 °C	18.0 bar	180 mm/HG	10.00	BBS-04-00.S25.00.MA.0 (730 178)
DN32	38.00	260.00	5.0 bar	3.0 bar	160 °C	12.0 bar	180 mm/HG	10.00	BBS-04-00.S32.00.MA.0 (730 186)
DN40	45.00	350.00	5.0 bar	3.0 bar	160 °C	12.0 bar	120 mm/HG	10.00	BBS-04-00.S40.00.MA.0 (730 193)
DN50	55.00	450.00	5.0 bar	3.0 bar	160 °C	12.0 bar	120 mm/HG	10.00	BBS-04-00.S50.00.MA.0 (730 199)
BS-OD Dimensions Hose type MA, aramid reinforced									
DN1/2"	12.70	80.00	16.0 bar	10.0 bar	160 °C	30.0 bar	650 mm/HG	25.00	BBS-04-00.S10.00.MA.0 (730 158)
DN3/4"	19.00	150.00	12.0 bar	8.0 bar	160 °C	24.0 bar	580 mm/HG	25.00	BBS-04-00.S15.00.MA.0 (730 164)
DN1"	25.40	180.00	10.0 bar	6.5 bar	160 °C	20.0 bar	400 mm/HG	10.00	BBS-04-00.S20.00.MA.0 (730 172)
DN1 1/2"	38.00	260.00	5.0 bar	3.0 bar	160 °C	12.0 bar	180 mm/HG	10.00	BBS-04-00.S32.00.MA.0 (730 186)
DN2"	45.00	350.00	5.0 bar	3.0 bar	160 °C	12.0 bar	120 mm/HG	10.00	BBS-04-00.S40.00.MA.0 (730 193)
SMS Dimensions Hose type MA, aramid reinforced									
DN10	10.00	70.00	16.0 bar	10.0 bar	160 °C	36.0 bar	no collapse	50.00	BBS-04-00.R10.00.MA.0 (730 150)
DN15	12.70	80.00	16.0 bar	10.0 bar	160 °C	30.0 bar	650 mm/HG	25.00	BBS-04-00.S10.00.MA.0 (730 158)
DN20	19.00	150.00	12.0 bar	8.0 bar	160 °C	24.0 bar	580 mm/HG	25.00	BBS-04-00.S15.00.MA.0 (730 164)
DN25	25.40	180.00	10.0 bar	6.5 bar	160 °C	20.0 bar	400 mm/HG	10.00	BBS-04-00.S20.00.MA.0 (730 172)
DN32	32.00	220.00	8.0 bar	5.0 bar	160 °C	18.0 bar	180 mm/HG	10.00	BBS-04-00.S25.00.MA.0 (730 178)
DN40	38.00	260.00	5.0 bar	3.0 bar	160 °C	12.0 bar	180 mm/HG	10.00	BBS-04-00.S32.00.MA.0 (730 186)
DN50	55.00	450.00	5.0 bar	3.0 bar	160 °C	12.0 bar	120 mm/HG	10.00	BBS-04-00.S50.00.MA.0 (730 199)

Note: The item no. refers to 1m length of hose.
Minimum order quantity, please check with you local sales team for the corresponding length.
A proper gap-free connection feature can only be given in combination with BBS sterile hose union.

Dimension [mm] Hose type MB, double aramid reinforced



Orifice	Inner Ø [mm]	Min. bend radius [mm]	Max. operating pressure (20 °C)	Max. operating pressure (150 °C)	Max. material temp.	Min. burst pressure	Vacuum resistance	Available roll length [m]	Item no.
DIN Dimensions Hose type MB, double aramid reinforced									
DN15	12.70	90.00	25.0 bar	16.0 bar	160 °C	48.0 bar	no collapse	25.00	BBS-04-00.S10.00.MB.0 (743 018)
DN20	19.00	150.00	20.0 bar	12.5 bar	160 °C	48.0 bar	no collapse	25.00	BBS-04-00.S15.00.MB.0 (743 019)
DN25	25.40	180.00	15.0 bar	10.0 bar	160 °C	32.0 bar	no collapse	10.00	BBS-04-00.S20.00.MB.0 (743 020)
DN32	32.00	220.00	13.0 bar	8.5 bar	160 °C	30.0 bar	no collapse	10.00	BBS-04-00.S25.00.MB.0 (743 021)
DN40	38.00	260.00	10.0 bar	6.5 bar	160 °C	20.0 bar	no collapse	10.00	BBS-04-00.S32.00.MB.0 (743 022)
DN50	55.00	450.00	8.0 bar	5.0 bar	160 °C	20.0 bar	no collapse	10.00	BBS-04-00.S50.00.MB.0 (743 024)
ISO Dimensions Hose type MB, double aramid reinforced									
DN10	12.70	90.00	25.0 bar	16.0 bar	160 °C	48.0 bar	no collapse	25.00	BBS-04-00.S10.00.MB.0 (743 018)
DN15	19.00	150.00	20.0 bar	12.5 bar	160 °C	48.0 bar	no collapse	25.00	BBS-04-00.S15.00.MB.0 (743 019)
DN20	25.40	180.00	15.0 bar	10.0 bar	160 °C	32.0 bar	no collapse	10.00	BBS-04-00.S20.00.MB.0 (743 020)
DN25	32.00	220.00	13.0 bar	8.5 bar	160 °C	30.0 bar	no collapse	10.00	BBS-04-00.S25.00.MB.0 (743 021)
DN32	38.00	260.00	10.0 bar	6.5 bar	160 °C	20.0 bar	no collapse	10.00	BBS-04-00.S32.00.MB.0 (743 022)
DN40	45.00	350.00	10.0 bar	6.5 bar	160 °C	20.0 bar	no collapse	10.00	BBS-04-00.S40.00.MB.0 (743 023)
DN50	55.00	450.00	8.0 bar	5.0 bar	160 °C	20.0 bar	no collapse	10.00	BBS-04-00.S50.00.MB.0 (743 024)
BS-OD Dimensions Hose type MB, double aramid reinforced									
DN1/2"	12.70	90.00	25.0 bar	16.0 bar	160 °C	48.0 bar	no collapse	25.00	BBS-04-00.S10.00.MB.0 (743 018)
DN3/4"	19.00	150.00	20.0 bar	12.5 bar	160 °C	48.0 bar	no collapse	25.00	BBS-04-00.S15.00.MB.0 (743 019)
DN1"	25.40	180.00	15.0 bar	10.0 bar	160 °C	32.0 bar	no collapse	10.00	BBS-04-00.S20.00.MB.0 (743 020)
DN1 1/2"	38.00	260.00	10.0 bar	6.5 bar	160 °C	20.0 bar	no collapse	10.00	BBS-04-00.S32.00.MB.0 (743 022)
DN2"	45.00	350.00	10.0 bar	6.5 bar	160 °C	20.0 bar	no collapse	10.00	BBS-04-00.S40.00.MB.0 (743 023)
SMS Dimensions Hose type MB, double aramid reinforced									
DN15	12.70	90.00	25.0 bar	16.0 bar	160 °C	48.0 bar	no collapse	25.00	BBS-04-00.S10.00.MB.0 (743 018)
DN20	19.00	150.00	20.0 bar	12.5 bar	160 °C	48.0 bar	no collapse	10.00	BBS-04-00.S15.00.MB.0 (743 019)
DN25	25.40	180.00	15.0 bar	10.0 bar	160 °C	32.0 bar	no collapse	10.00	BBS-04-00.S20.00.MB.0 (743 020)
DN32	32.00	220.00	13.0 bar	8.5 bar	160 °C	30.0 bar	no collapse	10.00	BBS-04-00.S25.00.MB.0 (743 021)

Note: The item no. refers to 1m length of hose.
Minimum order quantity, please check with you local sales team for the corresponding length.
A proper gap-free connection feature can only be given in combination with BBS sterile hose union.

Dimension [mm] Hose type MR, stainless steel reinforced

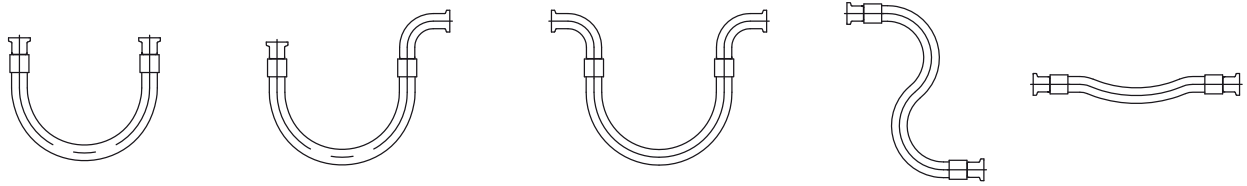


Orifice	Inner Ø [mm]	Min. bend radius [mm]	Max. operating pressure (20 °C)	Max. operating pressure (150 °C)	Max. material temp.	Min. burst pressure	Vacuum resistance	Available roll length [m]	Item no.
DIN Dimensions Hose type MR, stainless steel reinforced									
DN10	10.00	70.00	16.0 bar	11.0 bar	160 °C	45.0 bar	no collapse	25.00	BBS-04-00.R10.00.MR.0 (730 154)
DN15	12.70	90.00	16.0 bar	11.0 bar	160 °C	30.0 bar	no collapse	25.00	BBS-04-00.S10.00.MR.0 (730 162)
DN20	19.00	150.00	12.0 bar	7.6 bar	160 °C	24.0 bar	no collapse	25.00	BBS-04-00.S15.00.MR.0 (730 170)
DN25	25.40	180.00	10.0 bar	6.0 bar	160 °C	20.0 bar	no collapse	10.00	BBS-04-00.S20.00.MR.0-1 (743 917)
DN32	32.00	220.00	8.0 bar	5.4 bar	160 °C	18.0 bar	no collapse	10.00	BBS-04-00.S25.00.MR.0 (730 182)
DN40	38.00	260.00	8.0 bar	2.5 bar	160 °C	14.0 bar	no collapse	10.00	BBS-04-00.S32.00.MR.-1 (743 852)
DN50	55.00	450.00	5.0 bar	2.5 bar	160 °C	10.0 bar	no collapse	10.00	BBS-04-00.S50.00.MR.0-1 (730 201)
ISO Dimensions Hose type MR, stainless steel reinforced									
DN08	10.00	70.00	16.0 bar	11.0 bar	160 °C	45.0 bar	no collapse	25.00	BBS-04-00.R10.00.MR.0 (730 154)
DN10	12.70	90.00	16.0 bar	11.0 bar	160 °C	30.0 bar	no collapse	25.00	BBS-04-00.S10.00.MR.0 (730 162)
DN15	19.00	150.00	12.0 bar	7.6 bar	160 °C	24.0 bar	no collapse	25.00	BBS-04-00.S15.00.MR.0 (730 170)
DN20	25.40	180.00	10.0 bar	6.0 bar	160 °C	20.0 bar	no collapse	10.00	BBS-04-00.S20.00.MR.0-1 (743 917)
DN25	32.00	220.00	8.0 bar	5.4 bar	160 °C	18.0 bar	no collapse	10.00	BBS-04-00.S25.00.MR.0 (730 182)
DN32	38.00	260.00	8.0 bar	2.5 bar	160 °C	14.0 bar	no collapse	10.00	BBS-04-00.S32.00.MR.-1 (743 852)
DN40	45.00	350.00	5.0 bar	2.5 bar	160 °C	12.0 bar	no collapse	10.00	BBS-04-00.S40.00.MR.0 (730 195)
DN50	55.00	450.00	5.0 bar	2.5 bar	160 °C	10.0 bar	no collapse	10.00	BBS-04-00.S50.00.MR.0-1 (730 201)
BS-OD Dimensions Hose type MR, stainless steel reinforced									
DN1/2"	12.70	90.00	16.0 bar	11.0 bar	160 °C	30.0 bar	no collapse	25.00	BBS-04-00.S10.00.MR.0 (730 162)
DN3/4"	19.00	150.00	12.0 bar	7.6 bar	160 °C	24.0 bar	no collapse	25.00	BBS-04-00.S15.00.MR.0 (730 170)
DN1"	25.40	180.00	10.0 bar	6.0 bar	160 °C	20.0 bar	no collapse	10.00	BBS-04-00.S20.00.MR.0-1 (743 917)
DN1 1/2"	38.00	260.00	8.0 bar	2.5 bar	160 °C	14.0 bar	no collapse	10.00	BBS-04-00.S32.00.MR.-1 (743 852)
DN2"	45.00	350.00	5.0 bar	2.5 bar	160 °C	12.0 bar	no collapse	10.00	BBS-04-00.S40.00.MR.0 (730 195)
SMS Dimensions Hose type MR, stainless steel reinforced									
DN10	10.00	70.00	16.0 bar	11.0 bar	160 °C	45.0 bar	no collapse	25.00	BBS-04-00.R10.00.MR.0 (730 154)
DN15	12.70	90.00	16.0 bar	11.0 bar	160 °C	30.0 bar	no collapse	25.00	BBS-04-00.S10.00.MR.0 (730 162)
DN20	19.00	150.00	12.0 bar	7.6 bar	160 °C	24.0 bar	no collapse	10.00	BBS-04-00.S15.00.MR.0 (730 170)
DN25	25.40	180.00	10.0 bar	6.0 bar	160 °C	20.0 bar	no collapse	10.00	BBS-04-00.S20.00.MR.0-1 (743 917)
DN32	32.00	220.00	8.0 bar	5.4 bar	160 °C	18.0 bar	no collapse	10.00	BBS-04-00.S25.00.MR.0 (730 182)

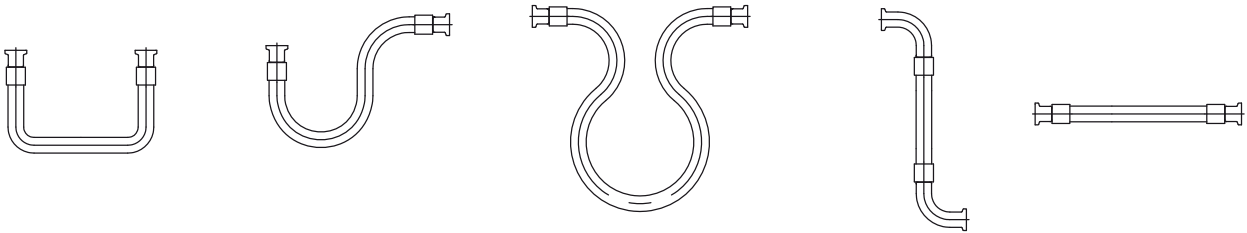
Note: The item no. refers to 1m length of hose.
Minimum order quantity, please check with you local sales team for the corresponding length.
A proper gap-free connection feature can only be given in combination with BBS sterile hose union.

General information about silicone hoses

Recommended installation



Not recommended installation



Temperatures

The operating temperatures listed in this data sheet are valid only for the flow medium and provide an area, within which according to experience a more proper service life is expected. If higher requirements are needed then the maximum life cycle will reduce. Temperatures are specified as limit values, which guarantee sufficient flexibility of the hose. If the ambient temperature differs from 20°C it is essential to consider this one when determining the maximum effective operating temperature. The specified pressure indications are valid – where nothing else is mentioned – also only at 20°C. Correction value should be calculated for higher pressure.

Steam

The BBS system silicone hoses may be sterilized by steam at a temperature of 135°C and a pressure of 3.5 bar. We recommend a maximum of 1 ½ hours at a temperature of 135°C. At least 1 hour (at room temperature) should be passed to achieve an hose stabilization between several sterilization processes. Steam affects the mechanical and volumetric properties of the silicone elastomer. We recommend a hose inspection after 150 hours of steam exposure.

Pressure

If the temperature of the medium differs from the room temperature, the operating pressures has to be reduce according to the information. If no specific information is made then correction factors may be used as guidelines. It is important to take care of the ambient temperature, which has a significant influence on the pressure resistance, provided that they substantially differ from room temperature (20°C). BBS system hoses are not suitable for pulsating pressure application. Likewise, continuous steam applications are excluded.

Contrary to piping silicone hose is a flexible, elastic material which accommodates a respective re-enforcement material used to achieve certain pressure resistance. Such elastic material is affected by ageing and therefore restricted in life cycle through a natural material fatigue. Therefore hoses are always to be inspected at regular intervals. If necessary the hoses have to be changed at each maintenance service.

More info.
For more technical information about this product, click on this box... you will come to our website for this product where you can download the datasheet.

Silicone hose type 04 – request for quotation

▶ Please fill out and send to your nearest Bürkert facility* with your inquiry or order

Company	Contact person
Customer No	Department
Address	Tel./Fax
Postcode/Town	E-mail

Quantity Required delivery date

Specification key for silicone hose

Example TCS BS 11/2" 316L MD 08 1875 J TCS BS 3

A	B	C	D	E	F	G	H	I	K	L
<input type="text"/>	<input type="text"/>	<input type="text"/>	<input type="text"/>	<input type="text"/>	<input type="text"/>	<input type="text"/>	<input type="text"/>	<input type="text"/>	<input type="text"/>	<input type="text"/>

Specification key
Please make a choice

(A) Connection type 1

TCS	Clamp standard
SVS	Sterile connection standard
QCM	Quick Connect Male
QCF	Quick Connect Female
ACM	Aseptic clamp 11864 Male
ACF	Aseptic clamp 11864 Female
SWO	Weld end Orbital

(E) Tube material

CL	Transparent unreinforced
MD	Glass silk reinforced
MA	Aramid reinforced
MB	Double aramid reinforced
MR	Stainless steel reinforced

(I) Connection type 2

TCS	Clamp standard
SVS	Steril connection standard
QCM	Quick Connect Male
QCF	Quick Connect Female
ACM	Aseptic Clamp 11864 Male
ACF	Aseptic Clamp 11864 Female
SWO	Weld end Orbital

(B) Connection size 1

ISO	ISO dimension
DIN	DIN dimension
BS	BS-OD
SMS	SMS dimension

(F) Surface

08	Ra < 0,8um
06	Ra < 0,6um
04	Ra < 0,4um
02	Ra < 0,2um

(K) Connection size 2

ISO	ISO Dimension
DIN	DIN Dimension
BS	BS-OD
SMS	SMS Dimension

(C) Orifice

XXXX	Nominal diameter
------	------------------

(G) Tube size (mm)

XXXX	please fill in desired size
------	-----------------------------

(L) Certificate

0	none
1	Material 3.1
2	Tube FDA/USP
3	3.1 & FDA/USP
4	Pressure test & 3.1, FDA/USP
5	Ra, pressure test & 3.1, FDA/USP

(D) Media touched material

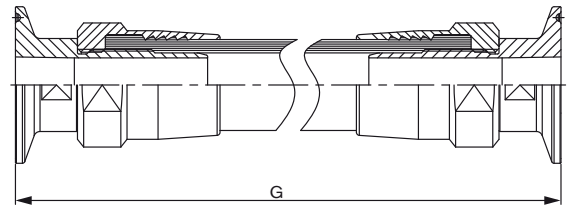
BN2	1.4435
316L	1.4404
DIN no.	other

(H) Label (insert required text into comment box)

J	with tube TAG Label
N	without tub TAG Label

Note: For other requests please contact your nearest Bürkert facility.

Comment / sketch



To find your nearest Bürkert facility, click on the orange box → www.burkert.com

In case of special application conditions, please consult for advice.

Subject to alteration.
© Christian Bürkert GmbH & Co. KG

1204/3_EU-en_00895165