

2/2-way Globe Control Valve, weld end connection, DN 10-100



- Classic design with interchangeable trims, 3 to 5 Kvs-value per connection port
- Excellent control characteristic
- Ultra compact design
- Face-to-face optimised for Orbital welding
- High operative safety

Type 2712 can be combined with...



Type 8692/8693
Positioner / Process Controller TopControl



Type 8694
Positioner TopControl Basic



Type 8630
Positioner TopControl



Type 8635
Positioner SideControl



Type 8792/93
SideControl Remote versions



Type 8030
Flow sensor

The 2712 system has been specifically engineered for reliable control in applications where control accuracy is paramount. The 2712 is made from an all stainless steel valve body combined with Burkert's classic pneumatic actuator. Each globe valve body can be fitted with three to five sizes of trim sets. These parabolic trims provide a reliable and repeatable characteristic to vary the flow. The control cones are available in either stainless steel or with a durable PTFE seal for tight shut-off. When actuated by the 8635 SideControl, SideControls 8792/93 Remote versions or the 8694/8692/8693/ 8630 TopControl it forms a unique control valve system which can be operated as either a simple accurate positioner or an autotune PID process controller for flow, temperature or pressure.

Proven Applications

- Fine chemical pressure and flow control
- High accuracy test bench equipment
- Food, beverage and pharmaceutical CIP/ SIP and auxiliary processes with steam
- Pharmaceutical Sterilizers
- Precision distillation apparatus
- Sterile Packaging Machinery

Technical data	
Materials	
Body	Cast stainless steel 316L (conform to 1.4409)
Actuator	PA polyamide (PPS on request)
Sealing	St.st./St.st. (stainless steel/stainless steel) PTFE/St.st. (PTFE/stainless steel)
Seat leakage	Shut-off class IV for St.st./St.st.
IEC 534-4/EN 1349	Shut-off class VI for PTFE/St.st.
Process media gases and liquids (vacuum version on request)	For neutral gases, water, alcohols, oils, fuels, hydraulic liquids, salt solutions, lyes, organic solvents, steam (10 bar(abs))/+180°C
Viscosity	max. 600 mm ² /s
Packing gland	PTFE V-rings (silicone grease) with spring compensation
Nominal pressure	PN 25 (body)
Temperatures	
Fluid	-10°C to +180°C ¹⁾ (max. +130°C for PTFE/St.st. sealing recommended)
Ambient	-10°C to +60°C ¹⁾ Actuators 80 to 125 -10°C to +50°C Actuators 175 and 225
Control media	Compressed air
Pilot pressure	5.5 to 7 bar Actuators 80 to 125 5 to 6 bar Actuators 175 and 225
Pilot air ports	G 1/4 stainless steel (St.st.)
Flow direction	Below seat
Interchangeable seat	Different Kvs-values per port size, see table p. 2
Control ratio (Kvs/KvO)	50:1 25:1 for orifice DN6 10:1 for orifice DN4

¹⁾ high temperature on request

continued on next page

Content

Valve specifications		System Continuous Classic	Request for quotation
Type 2712 weld end		Type 8802-GB	Type 8802-GB
Technical data & ordering info.	p. 1-14	Ordering info. & technical data	p. 20



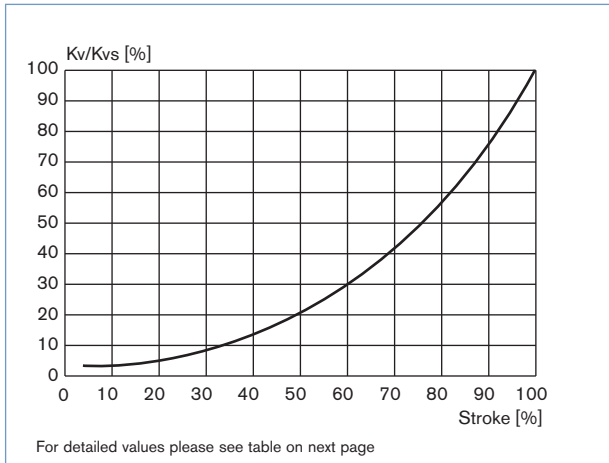
Technical data, continued

Technical data		
Port connections		
Weld end	ISO	EN ISO 1127 / ISO 4200
	DIN	DIN 11850 Series 2
	OD	BS 4825 part 1
	ASME	ASME BPE
	on request	JIS
Mounting position		Any, preferably upright

Kvs values

Port size (tube)		Actuator size [mm]	Orifice DN (seat) [mm]												
ISO, DIN [mm]	BS, ASME [inch]		04	06	08	10	15	20	25	32	40	50	65	80	100
10	1/2"	80	0.5	1.2	2.0	2.7	-	-	-	-	-	-	-	-	-
15	3/4"	80	0.5	1.2	2.1	3.1	4.3	-	-	-	-	-	-	-	-
20	1"	80	-	-	-	3.2	5.2	7.1	-	-	-	-	-	-	-
25	-	80	-	-	-	-	5.3	7.2	12.0	-	-	-	-	-	-
32	1 1/2"	100	-	-	-	-	-	8.0	13.0	17.8	-	-	-	-	-
40	2"	100	-	-	-	-	-	-	13.6	20.2	23.8	-	-	-	-
50	2 1/2"	125	-	-	-	-	-	-	-	21.0	24.6	37.0	-	-	-
65	3"	125	-	-	-	-	-	-	-	-	17.5	26.0	52.0	-	-
		175	-	-	-	-	-	-	-	-	25.5	39.5	62.0	-	-
80	-	225	-	-	-	-	-	-	-	-	42.0	70.0	100	-	
100	4"	225	-	-	-	-	-	-	-	-	-	75.0	115	140	

Flow curve and description



Remarks on the flow characteristic

- Equipercentile parabolic plug for the orifices DN8...DN100
 - Linear plug for the orifices DN4 and DN6
 - Flow characteristic runs within DIN/IEC 534-2-4
 - Theoretical control ratio (Kvs/Kvo):
 - 50:1 for the orifices DN8...DN100
 - 25:1 for the orifice DN6
 - 10:1 for the orifice DN4
 - KVR value at 5% of stroke for DN > 10 mm
 - KVR value at 10% of stroke for DN ≤ 10 mm
- (KVR value = smallest Kv value at which the gradient tolerance to DIN/IEC 534-2-4 is still complied with)

DTS 1000010997 EN Version: K Status: RL (released | freigegeben | valide) printed: 29.08.2013

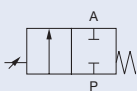
Technical data, continued

Kvs values [m³/h]

Port size (tube)			Orifice (seat)		Actuator size	Stroke [%]										
ISO, DIN	BS, ASME					5	10	20	30	40	50	60	70	80	90	100
[mm]	[inch]	[inch]	[mm]	[inch]	[mm]											
10	3/8"	1/2"	4	1/8"	80	0.04	0.05	0.10	0.16	0.22	0.27	0.32	0.36	0.40	0.44	0.50
			6	3/16"	80	0.05	0.12	0.32	0.48	0.62	0.76	0.88	0.98	1.07	1.13	1.20
			8	1/4"	80	0.06	0.07	0.09	0.12	0.18	0.26	0.42	0.61	0.92	1.50	2.00
			10	3/8"	80	0.09	0.11	0.13	0.19	0.30	0.48	0.73	1.00	1.60	2.3	2.7
15	1/2"	3/4"	4	1/8"	80	0.04	0.05	0.10	0.16	0.22	0.27	0.32	0.36	0.40	0.44	0.50
			6	3/16"	80	0.05	0.12	0.32	0.48	0.62	0.76	0.88	0.98	1.07	1.13	1.20
			8	1/4"	80	0.07	0.08	0.11	0.13	0.19	0.27	0.43	0.63	0.95	1.60	2.1
			10	3/8"	80	0.09	0.11	0.15	0.19	0.31	0.49	0.75	1.10	1.70	2.5	3.1
			15	1/2"	80	0.14	0.17	0.22	0.35	0.52	0.80	1.20	1.80	2.7	3.7	4.3
20	3/4"	1"	10	3/8"	80	0.11	0.12	0.16	0.20	0.33	0.52	0.77	1.20	1.8	2.6	3.2
			15	1/2"	80	0.14	0.17	0.22	0.35	0.52	0.80	1.20	1.80	2.9	4.0	5.2
			20	3/4"	80	0.20	0.25	0.30	0.45	0.70	1.10	1.60	2.4	3.5	5.2	7.1
25	1"	-	15	1/2"	80	0.14	0.17	0.22	0.35	0.52	0.80	1.20	1.80	2.9	4.1	5.3
			20	3/4"	80	0.20	0.25	0.31	0.47	0.70	1.10	1.60	2.5	3.8	5.4	7.2
			25	1"	80	0.35	0.38	0.65	1.00	1.50	2.2	3.4	5.1	7.0	9.4	12.0
32	1 1/4"	1 1/2"	20	3/4"	100	0.22	0.25	0.35	0.50	0.75	1.10	1.60	2.5	3.8	5.8	8.0
			25	1"	100	0.40	0.47	0.73	1.10	1.60	2.5	3.7	5.4	7.5	10.3	13.0
			32	1 1/4"	100	0.48	0.60	0.85	1.30	2.1	3.1	4.5	6.8	10.2	14.0	17.8
40	1 1/2"	2"	25	1"	100	0.40	0.50	0.75	1.10	1.70	2.6	3.8	5.6	8.0	10.7	13.6
			32	1 1/4"	100	0.48	0.60	0.85	1.30	2.1	3.2	4.6	6.9	11.0	15.0	20.2
			40	1 1/2"	100	0.60	0.70	1.10	1.70	2.7	4.0	6.0	9.2	13.8	18.2	23.8
50	2"	2 1/2"	32	1 1/4"	125	0.48	0.60	0.90	1.30	2.1	3.2	4.6	6.9	11.6	16.0	21.0
			40	1 1/2"	125	0.60	0.70	1.00	1.70	2.6	4.0	5.9	9.2	14.0	18.9	24.6
			50	2"	125	0.90	1.10	1.90	2.9	4.5	6.8	10.5	15.5	22.0	29.3	37.0
65	2 1/2"	3"	40	1 1/2"	125	0.45	0.65	0.95	1.30	1.90	2.8	4.00	5.50	7.8	11.7	17.5
			50	2"	125	0.70	1.00	1.60	2.4	3.5	4.9	6.90	9.80	14.1	19.9	26.0
			65	2 1/2"	125	0.80	1.30	2.1	3.2	5.5	9.1	14.7	24.5	37.6	45.6	52.0
			40	1 1/2"	175	0.45	0.55	0.85	1.30	2.0	3.1	4.60	6.80	10.7	17.2	25.5
			50	2"	175	0.75	0.90	1.50	2.3	3.5	4.9	7.1	11.0	17.5	26.0	39.5
			65	2 1/2"	175	1.10	1.40	2.1	3.2	4.9	8.0	12.0	18.5	31.5	46.5	62.0
80	3"	-	50	2"	225	0.85	1.00	1.50	2.3	3.5	5.0	7.1	10.5	16.0	25.0	42.0
			65	2 1/2"	225	1.40	1.70	2.5	3.8	5.7	8.2	12.2	19.5	32.5	50.0	70.0
			80	3"	225	2.1	2.6	4.2	7.0	10.5	16.0	25.0	40.0	60.0	83.0	100
100	4"	4"	65	2 1/2"	225	1.40	1.70	2.6	3.8	5.7	8.3	12.6	20.0	32.0	51.0	75.0
			80	3"	225	2.1	2.6	4.3	7.0	11.0	17.0	26.5	44.0	65.0	89.0	115
			100	4"	225	3.2	3.9	5.7	9.0	13.5	20.5	32.0	51.0	83.0	118	140

Ordering chart for Globe valve (without positioner)

Body with weld end connection acc. DIN 11850 Series 2, flow below seat

Control function	Port size (tube) [mm]	Orifice DN (seat) [mm]	Connection DS x WS [mm]	Actuator size Ø [mm]	Operating pressure S +180°C [bar]	Item no. seal system St.st./St.st.*	Item no. seal system PTFE/St.st.*
A  2/2-way, NC by spring return	10	4	13.0 x 1.5	80	16.0	146 650	-
		6	13.0 x 1.5	80	16.0	156 256	-
		8	13.0 x 1.5	80	16.0	146 673	146 959
		10	13.0 x 1.5	80	16.0	146 695	146 983
	15	4	19.0 x 1.5	80	16.0	146 661	-
		6	19.0 x 1.5	80	16.0	156 263	-
		8	19.0 x 1.5	80	16.0	146 683	146 971
		10	19.0 x 1.5	80	16.0	146 707	146 995
	20	15	19.0 x 1.5	80	16.0	146 735	147 023
		10	23.0 x 1.5	80	16.0	146 721	147 009
		15	23.0 x 1.5	80	16.0	146 749	147 037
		20	23.0 x 1.5	80	16.0	146 777	147 065
	25	15	29.0 x 1.5	80	16.0	146 763	147 051
		20	29.0 x 1.5	80	16.0	146 791	147 079
		25	29.0 x 1.5	80	16.0	145 664	147 105
	32	20	35.0 x 1.5	100	16.0	146 805	147 093
		25	35.0 x 1.5	100	16.0	146 829	147 119
		32	35.0 x 1.5	100	16.0	146 855	147 145
	40	25	41.0 x 1.5	100	16.0	146 841	147 131
		32	41.0 x 1.5	100	16.0	146 867	147 156
		40	41.0 x 1.5	100	16.0	146 895	147 187
	50	32	53.0 x 1.5	125	16.0	146 881	147 170
		40	53.0 x 1.5	125	16.0	146 909	147 201
		50	53.0 x 1.5	125	16.0	145 665	147 215
	65	40	70.0 x 2.0	125	15.0	155 750	155 971
		50	70.0 x 2.0	125	15.0	155 788	156 008
		65	70.0 x 2.0	125	10.0	155 845	156 069
		40	70.0 x 2.0	175	15.0	155 770	155 990
		50	70.0 x 2.0	175	15.0	155 809	156 027
		65	70.0 x 2.0	175	15.0	155 867	156 090
	80	50	85.0 x 2.0	225	12.5	155 829	156 044
		65	85.0 x 2.0	225	12.5	155 886	156 106
80		85.0 x 2.0	225	12.5	155 920	156 140	
100	65	104.0 x 2.0	225	10.0	155 803	156 121	
	80	104.0 x 2.0	225	10.0	155 937	156 155	
	100	104.0 x 2.0	225	10.0	155 953	156 172	

*seal system: • St.st./St.st.: plug stainless steel/seat stainless steel
 • PTFE/St.st.: (soft sealing) plug PTFE/seat stainless steel

i Further versions on request



Pressure

Valves with port size 65-100 mm for an operating pressure up to 16 bar



Port connection

Acc. to JIS 3459 or 3447



Material

Actuator: PPS for actuator sizes 80-125 mm



Control function

B (NO) normally open by spring return

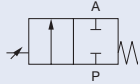


Mediums temperature

Valves for mediums temperature up to +200°C or down to -40°C

Ordering chart for Globe valve (without positioner)

Body with weld end connection acc. BS 4825 part 1, flow below seat

Control function	Port size (tube) [inch]	Orifice DN (seat)		Connection DS x WS [mm]	Actuator size Ø [mm]	Operating pressure S +180°C [bar]	Item no. seal system St.st./St.st.*	Item no. seal system PTFE/St.st.*
		[mm]	[inch]					
A  2/2-way, NC by spring return	1/2"	4	1/8"	12.70 x 1.2	80	16.0	461 601	-
		6	3/16"	12.70 x 1.2	80	16.0	157 592	-
		8	1/4"	12.70 x 1.2	80	16.0	146 708	146 996
	3/4"	8	3/8"	12.70 x 1.2	80	16.0	146 736	147 024
		10	1/4"	19.05 x 1.2	80	16.0	146 722	147 010
		15	3/8"	19.05 x 1.2	80	16.0	146 750	147 038
	1"	15	1/2"	19.05 x 1.2	80	16.0	146 778	147 066
		20	3/8"	25.40 x 1.6	80	16.0	146 764	147 052
		25	1/2"	25.40 x 1.6	80	16.0	146 792	147 080
	1 1/2"	32	3/4"	25.40 x 1.6	80	16.0	146 816	147 106
		40	3/4"	38.10 x 1.6	100	16.0	146 842	147 132
		50	1"	38.10 x 1.6	100	16.0	146 868	147 157
	2"	63	1 1/4"	38.10 x 1.6	100	16.0	146 896	147 188
		80	1"	50.80 x 1.6	100	16.0	146 882	147 171
		100	1 1/4"	50.80 x 1.6	100	16.0	146 910	147 202
	2 1/2"	125	1 1/2"	50.80 x 1.6	100	16.0	146 922	147 216
		150	1 1/4"	63.50 x 1.6	125	16.0	461 951	461 952
		175	1 1/2"	63.50 x 1.6	125	16.0	155 751	155 972
	3"	200	2"	63.50 x 1.6	125	16.0	155 789	156 009
		225	1 1/2"	76.20 x 1.6	125	15.0	155 752	155 973
		250	2"	76.20 x 1.6	125	15.0	155 790	156 010
300		2 1/2"	76.20 x 1.6	125	10.0	155 847	156 072	
350		1 1/2"	76.20 x 1.6	175	15.0	155 771	155 991	
400		2"	76.20 x 1.6	175	15.0	155 810	156 028	
4"	450	2 1/2"	76.20 x 1.6	175	15.0	155 868	155 278	
	500	2 1/2"	101.60 x 2.0	225	10.0	155 904	156 122	
	550	3"	101.60 x 2.0	225	10.0	155 938	156 156	
		600	4"	101.60 x 2.0	225	10.0	155 954	156 173

*seal system: • St.st./St.st.: plug stainless steel/seat stainless steel
 • PTFE/St.st.: (soft sealing) plug PTFE/seat stainless steel

Further versions on request



Port connection
 Acc. to JIS 3459 or 3447



Material
 Actuator: PPS for actuator sizes 80-125 mm



Pressure
 Valves with port size 3" and 4" for operating pressure up to 16 bar



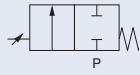
Control function
 B (NO) normally open by spring return



Mediums temperature
 Valves for mediums temperature up to +200°C or down to -40°C

Ordering chart for Globe valve (without positioner)

Body with weld end connection acc. ASME BPE, flow below seat

Control function	Port size (tube) [inch]	Orifice DN (seat)		Connection DS x WS [mm]	Actuator size Ø [mm]	Operating pressure S +180°C [bar]	Item no. seal system St.st./St.st.*	Item no. seal system PTFE/St.st.*
		[mm]	[inch]					
 <p>2/2-way, NC by spring return</p>	1/2"	4	1/8"	12.70 x 1.6	80	16.0	461 608	-
		6	3/16"	12.70 x 1.6	80	16.0	461 609	-
		8	1/4"	12.70 x 1.6	80	16.0	151 863	151 853
	3/4"	10	3/8"	12.70 x 1.6	80	16.0	151 864	151 854
		8	1/4"	19.05 x 1.6	80	16.0	151 865	151 855
		10	3/8"	19.05 x 1.6	80	16.0	151 866	151 856
	1"	15	1/2"	19.05 x 1.6	80	16.0	151 867	151 857
		10	3/8"	25.40 x 1.6	80	16.0	146 764	147 052
		15	1/2"	25.40 x 1.6	80	16.0	146 792	147 080
	1 1/2"	20	3/4"	25.40 x 1.6	80	16.0	146 816	147 106
		20	3/4"	38.10 x 1.6	100	16.0	146 842	147 132
		25	1"	38.10 x 1.6	100	16.0	146 868	147 157
	2"	32	1 1/4"	38.10 x 1.6	100	16.0	146 896	147 188
		25	1"	50.80 x 1.6	100	16.0	146 882	147 171
		32	1 1/4"	50.80 x 1.6	100	16.0	146 910	147 202
	2 1/2"	40	1 1/2"	50.80 x 1.6	100	16.0	146 922	147 216
		32	1 1/4"	63.50 x 1.6	125	16.0	461 951	461 952
		40	1 1/2"	63.50 x 1.6	125	16.0	155 751	155 972
	3"	50	2"	63.50 x 1.6	125	16.0	155 789	156 009
		40	1 1/2"	76.20 x 1.6	125	15.0	155 752	155 973
		50	2"	76.20 x 1.6	125	15.0	155 790	156 010
		65	2 1/2"	76.20 x 1.6	125	10.0	155 847	156 072
		40	1 1/2"	76.20 x 1.6	175	15.0	155 771	155 991
		50	2"	76.20 x 1.6	175	15.0	155 810	156 028
	4"	65	2 1/2"	76.20 x 1.6	175	15.0	155 868	155 278
		65	2 1/2"	101.60 x 2.0	225	10.0	155 904	156 122
		80	3"	101.60 x 2.0	225	10.0	155 938	156 156
		100	4"	101.60 x 2.0	225	10.0	155 954	156 173

*seal system: • St.st./St.st.: plug stainless steel/seat stainless steel
 • PTFE/St.st.: (soft sealing) plug PTFE/seat stainless steel

Further versions on request



Port connection
Acc. to JIS 3459 or 3447



Material
Actuator: PPS for actuator sizes 80-125 mm



Pressure
Valves with port size 3" and 4" for operating pressure up to 16 bar



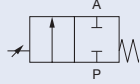
Control function
B (NO) normally open by spring return



Mediums temperature
Valves for mediums temperature up to +200°C or down to -40°C

Ordering chart for Globe valve (without positioner)

Body with weld end connection acc. EN ISO 1127 / ISO 4200, flow below seat

Control function	Port size (tube) [mm]	Orifice DN (seat) [mm]	Connection DS x WS [mm]	Actuator size Ø [mm]	Operating pressure ≤ +180°C [bar]	Item no. seal system St.st./St.st.*	Item no. seal system PTFE/St.st.*
A  2/2-way, NC by spring return	10	4	17.2 x 1.6	80	16.0	146 649	–
		6	17.2 x 1.6	80	16.0	156 255	–
		8	17.2 x 1.6	80	16.0	146 672	146 958
		10	17.2 x 1.6	80	16.0	146 694	146 982
	15	4	21.3 x 1.6	80	16.0	146 660	–
		6	21.3 x 1.6	80	16.0	156 262	–
		8	21.3 x 1.6	80	16.0	145 832	146 970
		10	21.3 x 1.6	80	16.0	146 706	146 994
	20	15	21.3 x 1.6	80	16.0	146 734	147 022
		10	26.9 x 1.6	80	16.0	146 720	147 008
		15	26.9 x 1.6	80	16.0	146 748	147 036
	25	20	26.9 x 1.6	80	16.0	146 776	147 064
		15	33.7 x 2.0	80	16.0	146 762	147 050
		20	33.7 x 2.0	80	16.0	146 790	147 078
	32	25	33.7 x 2.0	80	16.0	146 016	147 104
		20	42.4 x 2.0	100	16.0	146 804	147 092
		25	42.4 x 2.0	100	16.0	146 828	147 118
	40	32	42.4 x 2.0	100	16.0	146 854	147 144
		25	48.3 x 2.0	100	16.0	146 840	147 130
		32	48.3 x 2.0	100	16.0	146 866	147 155
	50	40	48.3 x 2.0	100	16.0	146 894	147 183
		32	60.3 x 2.0	125	16.0	146 880	147 169
		40	60.3 x 2.0	125	16.0	146 908	147 200
		50	60.3 x 2.0	125	16.0	146 921	147 214
	65	40	76.1 x 2.3	125	15.0	155 749	155 970
		50	76.1 x 2.3	125	15.0	155 787	156 007
		65	76.1 x 2.3	125	10.0	155 844	153 591
		40	76.1 x 2.3	175	15.0	155 769	155 303
		50	76.1 x 2.3	175	15.0	155 808	155 302
	80	65	76.1 x 2.3	175	15.0	155 866	155 301
		50	88.9 x 2.3	225	12.5	155 828	155 306
		65	88.9 x 2.3	225	12.5	155 885	155 305
	100	80	88.9 x 2.3	225	12.5	155 919	155 304
		65	114.3 x 2.6	225	10.0	155 901	155 309
		80	114.3 x 2.6	225	10.0	155 936	155 308
			100	114.3 x 2.6	225	10.0	155 952

*seal system: • St.st./St.st.: plug stainless steel/seat stainless steel
 • PTFE/St.st.: (soft sealing) plug PTFE/seat stainless steel

i Further versions on request



Pressure

Valves with port size 65-100 mm for an operating pressure up to 16 bar



Port connection

Acc. to JIS 3459 or 3447



Material

Actuator: PPS for actuator sizes 80-125 mm



Control function

B (NO) normally open by spring return

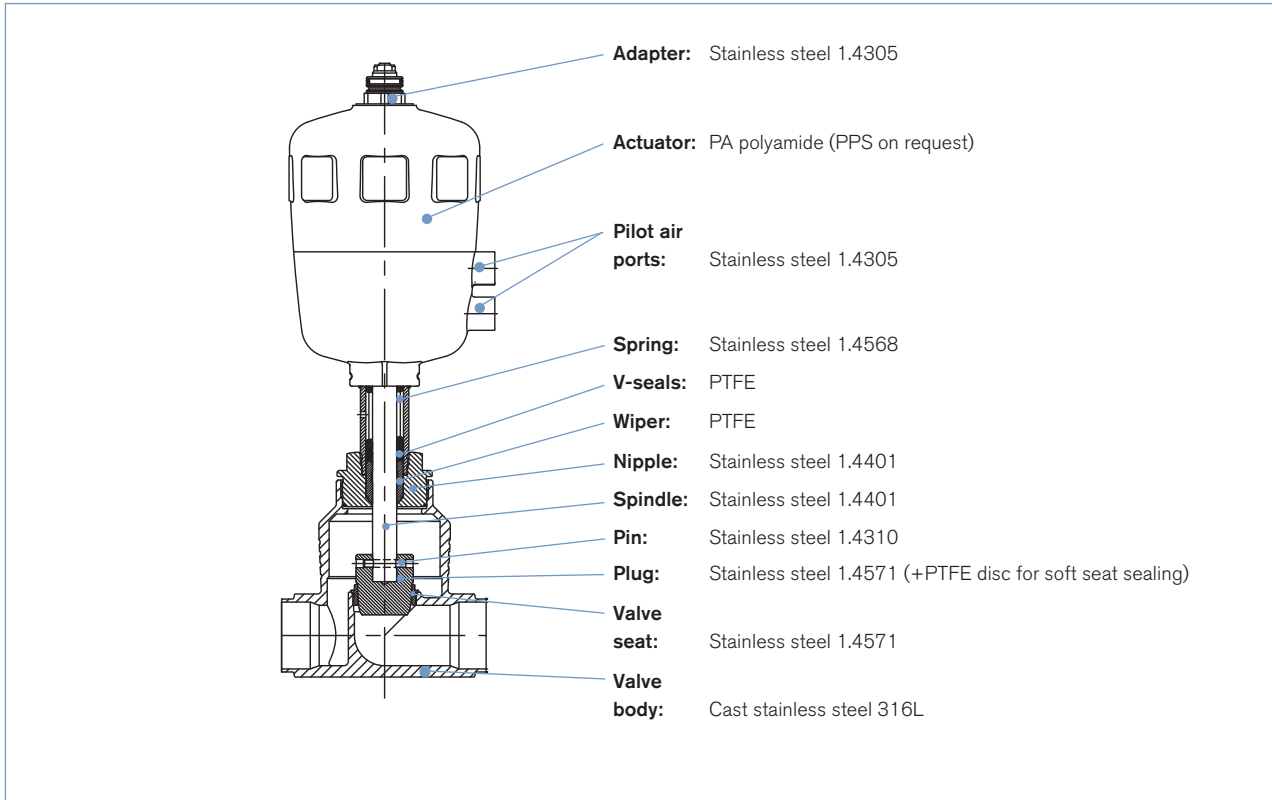


Mediums temperature

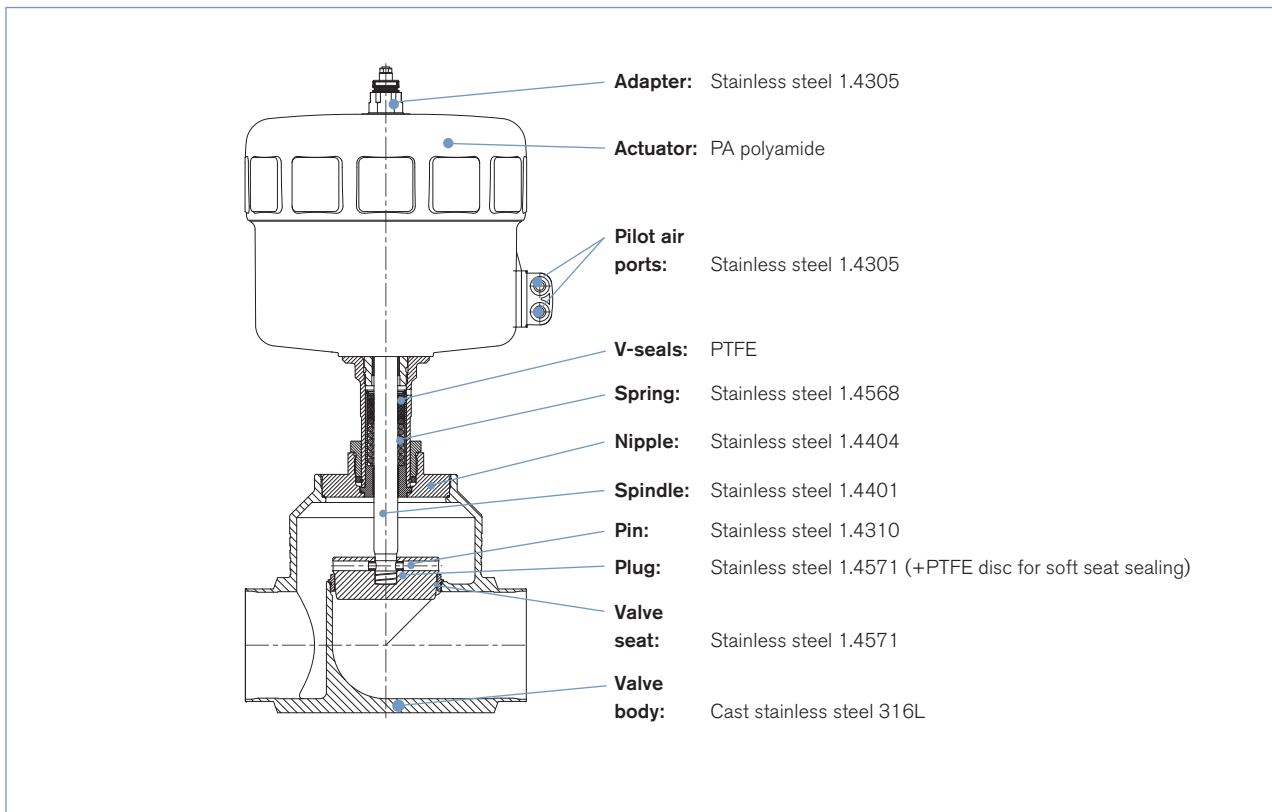
Valves for mediums temperature up to +200°C or down to -40°C

Materials

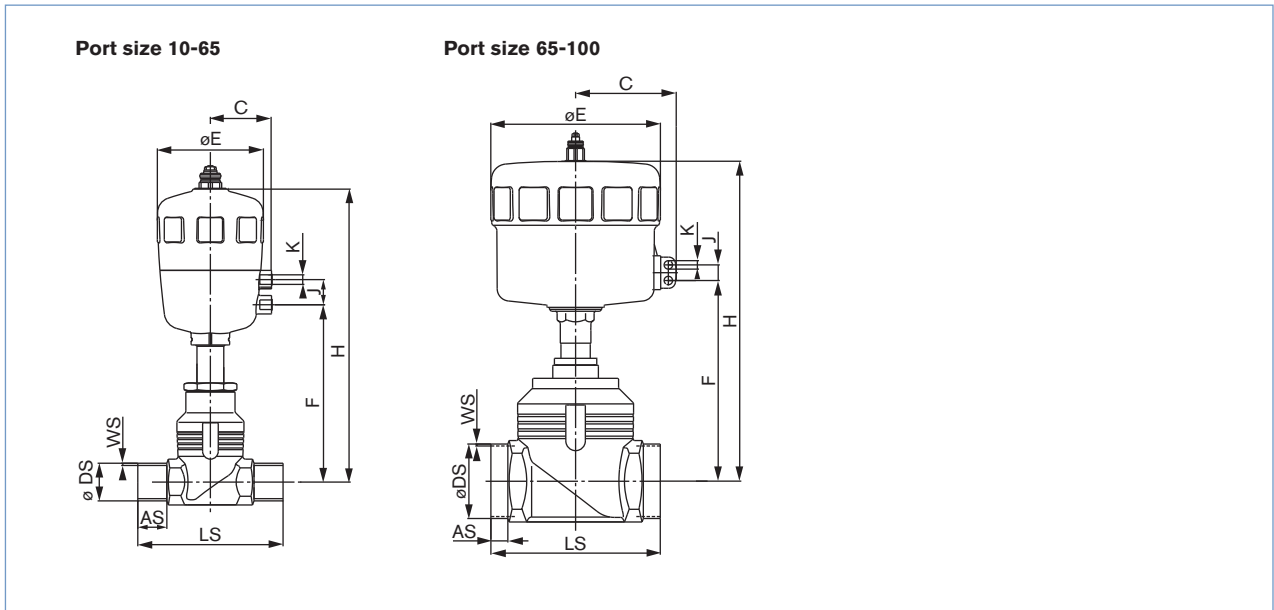
DN 10-65 (actuator sizes 80 to 125 mm)



DN 65-100 (actuator sizes 175 and 225 mm)



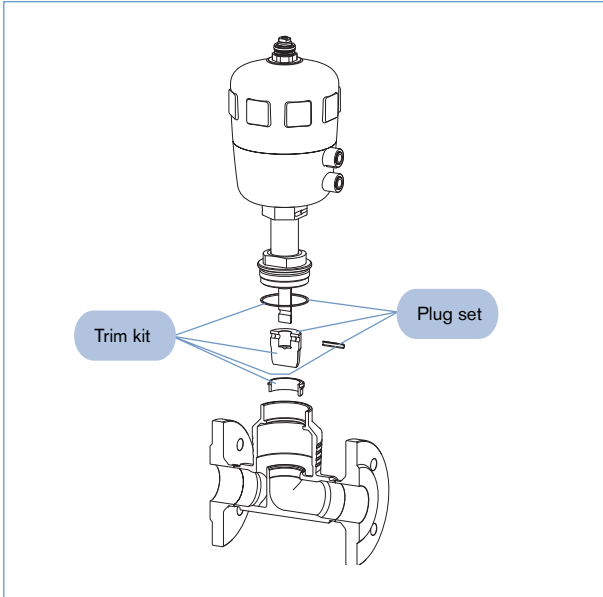
Dimensions [mm]



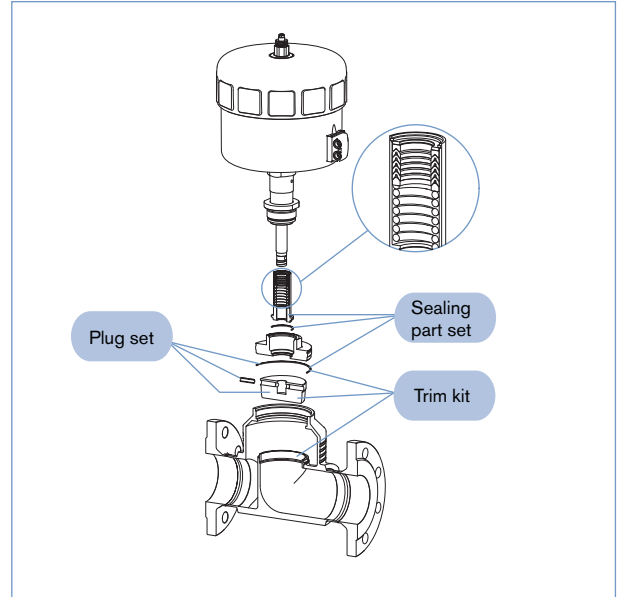
Port size			Actuator size [mm]									EN ISO 1127 / ISO 4200		DIN 11850 Series 2		BS 4825		ASME BPE	
[mm]	[inch]	BS, ASME [inch]		C	E	F	H	K	J	AS	LS	DS	WS	DS	WS	DS	WS	DS	WS
10	3/8"	1/2"	80	60	101	166	264	G 1/4	24	20	90	17.2	1.6	13.0	1.5	-	-	-	-
15	1/2"	3/4"	80	60	101	166	264	G 1/4	24	20	90	21.3	1.6	19.0	1.5	12.7	1.2	12.7	1.6
20	3/4"	1"	80	60	101	160	259	G 1/4	24	20	100	26.9	1.6	23.0	1.5	19.0	1.2	19.0	1.6
25	1"	-	80	60	101	164	262	G 1/4	24	26	130	33.7	2.0	29.0	1.5	25.4	1.6	25.4	1.6
32	1 1/4"	1 1/2"	100	73	127	208	346	G 1/4	30	26	140	42.4	2.0	35.0	1.5	38.1	1.6	38.1	1.6
40	1"	2"	100	73	127	214	351	G 1/4	30	26	150	48.3	2.0	41.0	1.5	50.8	1.6	50.8	1.6
50	2"	2 1/2"	125	86	153	225	388	G 1/4	30	26	175	60.3	2.0	53.0	1.5	63.5	1.6	63.5	1.6
65	2 1/2"	3"	125	86	153	254	417	G 1/4	30	26	210	76.1	2.3	70.0	2.0	76.2	1.6	76.2	1.6
			175	130	211	289	479	G 1/4	24	26	210	76.1	2.3	70.0	2.0	76.2	1.6	76.2	1.6
80	3"	-	225	155	261	299	482	G 1/4	24	26	230	88.9	2.3	85.0	2.0	-	-	-	-
100	4"	4"	225	155	261	309	492	G 1/4	24	26	260	114.3	2.6	104.0	2.0	101.6	2.0	101.6	2.0

Spare parts for Type 2712 – DN 10-100 (on request)

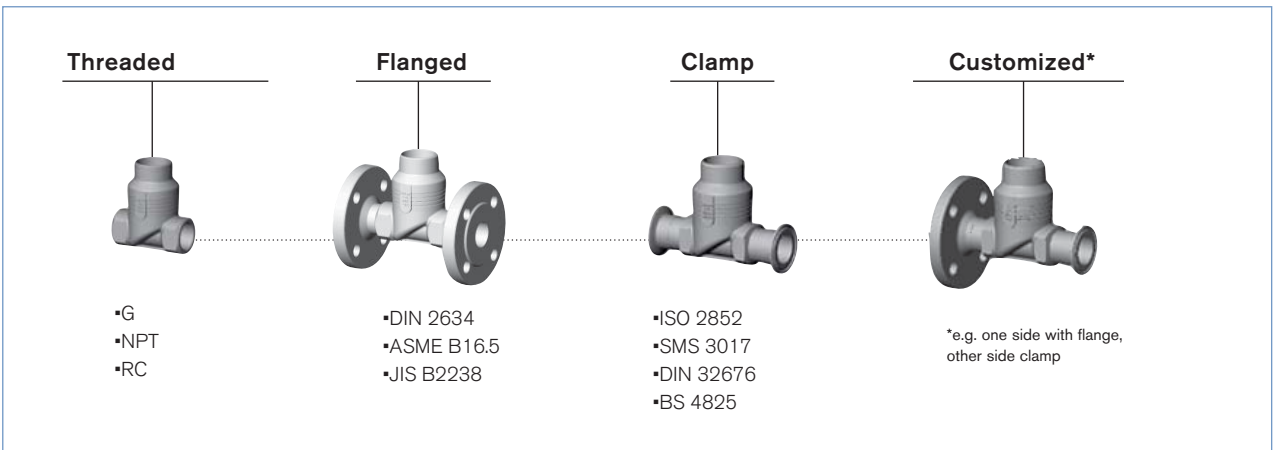
Port size 10-65 in combination with actuator size 80 to 125 mm



Port size 65-100 in combination with actuator size 175 and 225 mm



Further process connections



Ordering information for valve system Continuous Classic Type 8802-GB

A valve system Continuous Classic Type 8802-GB consists of an globe control valve Type 2712 and a digital electropneumatic Positioner Type 8692, a digital electropneumatic Process Controller Type 8693, a digital electropneumatic Positioner Basic Type 8694 (below) or a valve actuation system TopControl Type 8630, SideControl Type 8635 or an electropneumatic positioner Type 8792/8793 (next page) (see separate datasheets). For the configuration of further valve systems please use the "Request for quotation" on p. 16 [go to page](#)
You order two components and receive a complete assembled and certified valve.

Ordering the valve system Continuous Classic Type 8802-GB

Globe control valve
Type 2712



Positioner



Positioner
Type 8692



Process Controller
Type 8693



Positioner Basic
Type 8694

Globe control valve
with desired control unit



Valve system
Continuous
Classic
Type 8802-GB-I
2712 + 8692



Valve system
Continuous
Classic
Type 8802-GB-J
2712 + 8693



Valve system
Continuous
Classic
Type 8802-GB-L
2712 + 8694

When you click on the orange box "More info." below, you will come to our website for the resp. product where you can download the datasheet.

Positioner TopControl
Type 8692

More info.



Process Controller
TopControl Type 8693

More info.



The new generation of integrated positioners/process controllers for combination with actuators from the process valve series Type 23xx/2103 is specially designed for the requirements of hygienic process environments. The easy handling and the selection of additional software functions are done either on a big graphic display with backlight and keypad or via a PC interface. A contact-free analogue position sensor registers the valve position without deterioration. Single-acting or double-acting actuators are controlled via the integral positioner system. With Type 8693, the process controller function is superimposed on the position control loop. Profibus DPV1 and DeviceNet communication interfaces are available as options.

Main customer benefits:

- Compact design of the valve system with integrated positioner/process controller meets the demands for plant washdown environments through the selection of materials, external seals and integrated control air supply to the actuator
- Extremely simple commissioning and operation thanks to the back-lighting of the graphics display and proven multilingual software structure
- Automatic parameterisation of the positioner and process controller using the TUNE functions
- Field bus communication via Profibus DPV1 or DeviceNet
- Air intake filter enhances the process valve system availability
- Simple and reliable actuator adaption
- Explosion-proof models for zone 2/22

Positioner TopControl Basic Type 8694

More info.



The new generation of integrated positioners for combination with actuators from the process valve series Type 23xx/2103 is specially designed for the requirements of hygienic process environments. The operation and selection of the software functions close tight function, inversion of the operating direction of the setpoint signal, characteristic curves selection and switching manual/automatic operation are effected via push-buttons and DIP switches or via the PC interface. The position setpoint is set using the standard signal 4 - 20 mA. In addition, the enable can be controlled via the binary input and an optional position feedback can be integrated. The positioner, Type 8694, registers the valve position without deterioration through a contact-free analogue position sensor. Single-acting or double-acting actuators are controlled via the integral positioner system. An AS-Interface communication interface is available as an option.

Main customer benefits:

- Compact design of the valve system with integrated positioner meets the demands for plant washdown environments through the selection of materials, external seals and integrated control air supply to the actuator
- Automatic parameterisation of the process controller using the Process TUNE function
- Field bus communication via optional AS-Interface
- Air intake filter enhances the process valve system availability
- Simple and reliable actuator adaption allowing additional actuators of the process valve series, Type 20xx or actuators from other manufacturers to be used
- Explosion-proof models for zone 2/22

Ordering information for valve system Continuous Classic Type 8802-GB, continued

A valve system Continuous Classic Type 8802-GB consists of an globe control valve Type 2712 and a digital electropneumatic Positioner Type 8692, a digital electropneumatic Process Controller Type 8693, a digital electropneumatic Positioner Basic Type 8694 (previous page) or a valve actuation system TopControl Type 8630, SideControl Type 8635 or an electropneumatic positioner Type 8792/8793 (below) (see separate datasheets). For the configuration of further valve systems please use the "Request for quotation" on p. 16 [go to page](#)
You order two components and receive a complete assembled and certified valve.

Ordering the valve system Continuous Classic Type 8802-GB

Globe control valve
Type 2712



Positioner



Positioner/
Process
Controller
Type 8630



Positioner/
Process
Controller
Type 8635



Positioner
Type 8792/
Process
Controller
Type 8793

Globe control valve
with desired control unit



Valve system
Continuous Classic
Type 8802-GB-A
2712 + 8630



Valve system
Continuous Classic
Type 8802-GB-B
2712 + 8635



Valve system
Continuous Classic
Type 8802-GB-P
2712 + 8792 /
Type 8802-GB-Q
2712 + 8793

When you click on the orange box "More info." below, you will come to our website for the resp. product where you can download the datasheet.

TopControl Type 8630 [More info.](#)



0/4-20 mA
0-5/10 V

PROFIBUS
DeviceNet™



The Type 8630 is an electro-pneumatic positioner for usage with pneumatically operated process valves. The compact design with integrated position encoder and LCD display was developed for demanding applications of the process industry.

Main customer benefits are:

- Time saving algorithms for temperature, flow and pressure PID parameters through ProcessTUNE function.
- Quick and simple menu driven parameterization through keyboard
- Field bus communication via Profibus DPV1 or DeviceNet
- Fits seamlessly to Bürkert's process valve systems
- Break resistant housing
- Suitable for hazardous locations per zone 2 and 22

SideControl Type 8635, 2-wire, intrinsically safe [More info.](#)



4-20 mA

PROFIBUS



Type 8635 is a digital electro-pneumatic positioner with an optional, integrated process controller for precise control requirements. The compact design with integrated position encoder and LCD display was developed for demanding applications of the process industry.

Main customer benefits are:

- Time saving algorithms for temperature, flow and pressure PID parameters through ProcessTUNE function.
- Quick and simple menu driven parameterization through keyboard or Profibus PA
- Remote setpoint adjustment via a 4-20 mA signal
- Adaptation according to IEC534-6 for lift and swivel drives
- Rugged anodised aluminium housing
- Suitable for hazardous locations per zone 1, zone 21 or zone 2 and 22

Positioner SideControl Type 8792 [More info.](#)

Process Controller SideControl Type 8793 [More info.](#)



PROFIBUS



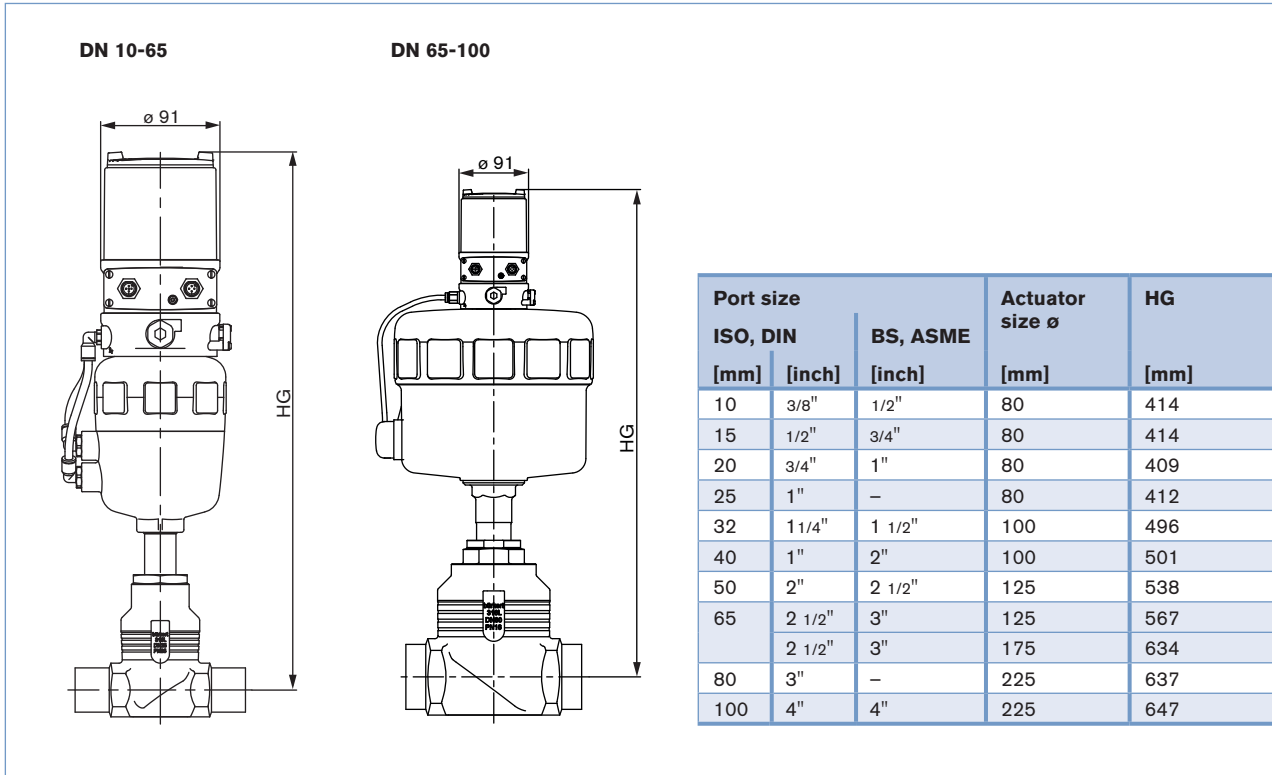
Type 8792/8793 is a digital electro-pneumatic positioner with an optional, integrated process controller (8793) for precise control requirements. The compact design with integrated position encoder and LCD display was developed for demanding applications of the process industry. A Profibus DPV1 communication interface is available as an option.

Main customer benefits are:

- Time saving algorithms for temperature, flow and pressure PID parameters through ProcessTUNE function.
- Quick and simple menu driven parameterization through keyboard or Profibus DPV1 PA
- Adaption acc. to IEC534-6 and VDI/VDE 3845 for lift and swivel drives or as a Remote version together with Bürkert process valves
- Rugged anodised aluminium housing
- Suitable for hazardous locations per zone 2/22

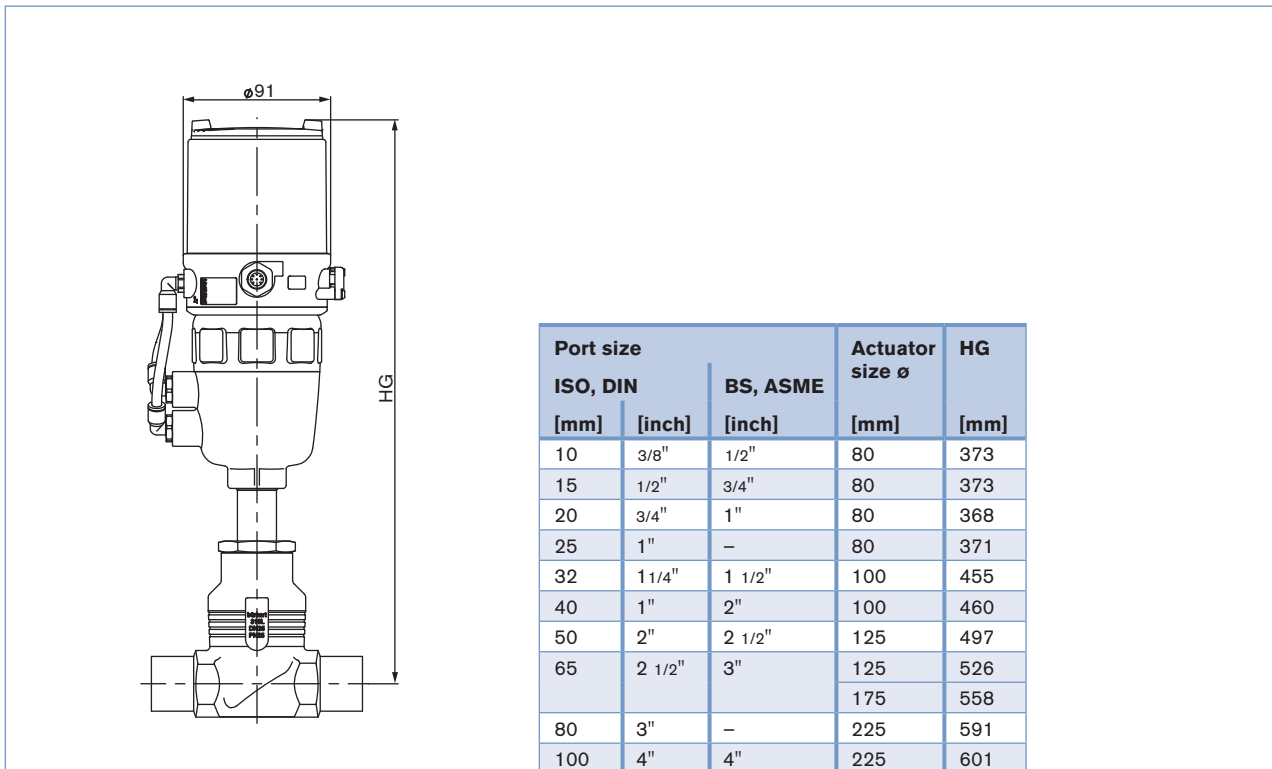
Dimensions for valve system Continuous Classic Type 8802-GB [mm]

Dimensions valve system Continuous Classic Type 8802-GB-I with positioner TopControl Type 8692 and 8802-GB-J with process controller TopControl Type 8693 [mm]



Further dimensions see p. 13

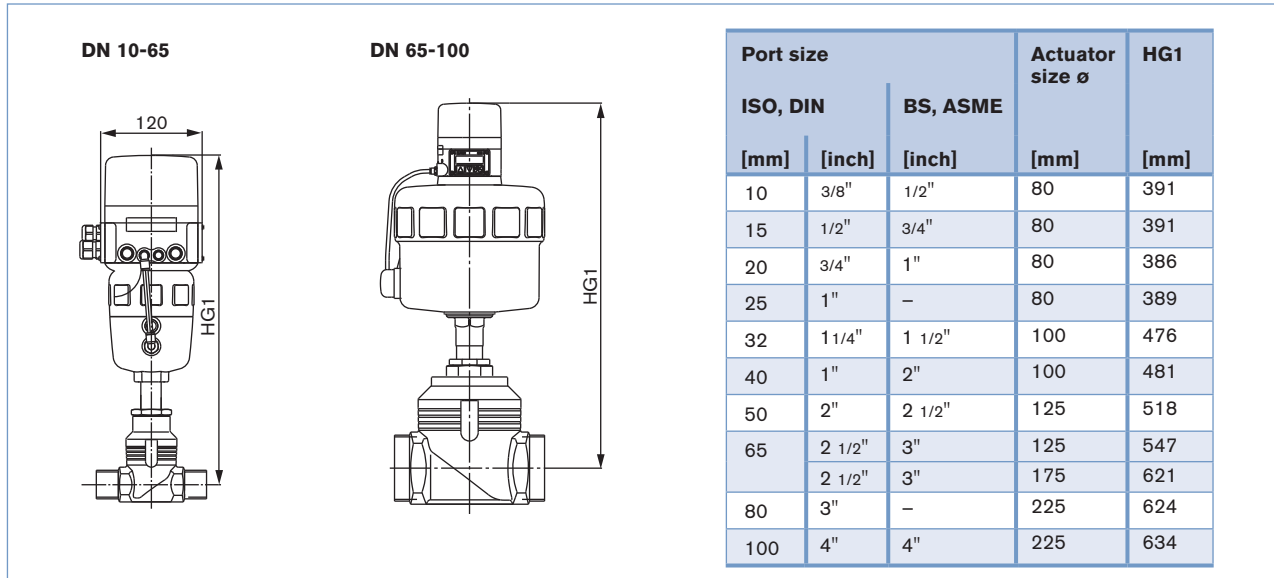
Dimensions valve system Continuous Classic Type 8802-GB-L with positioner TopControl Basic Type 8694 [mm]



Further dimensions see p. 13

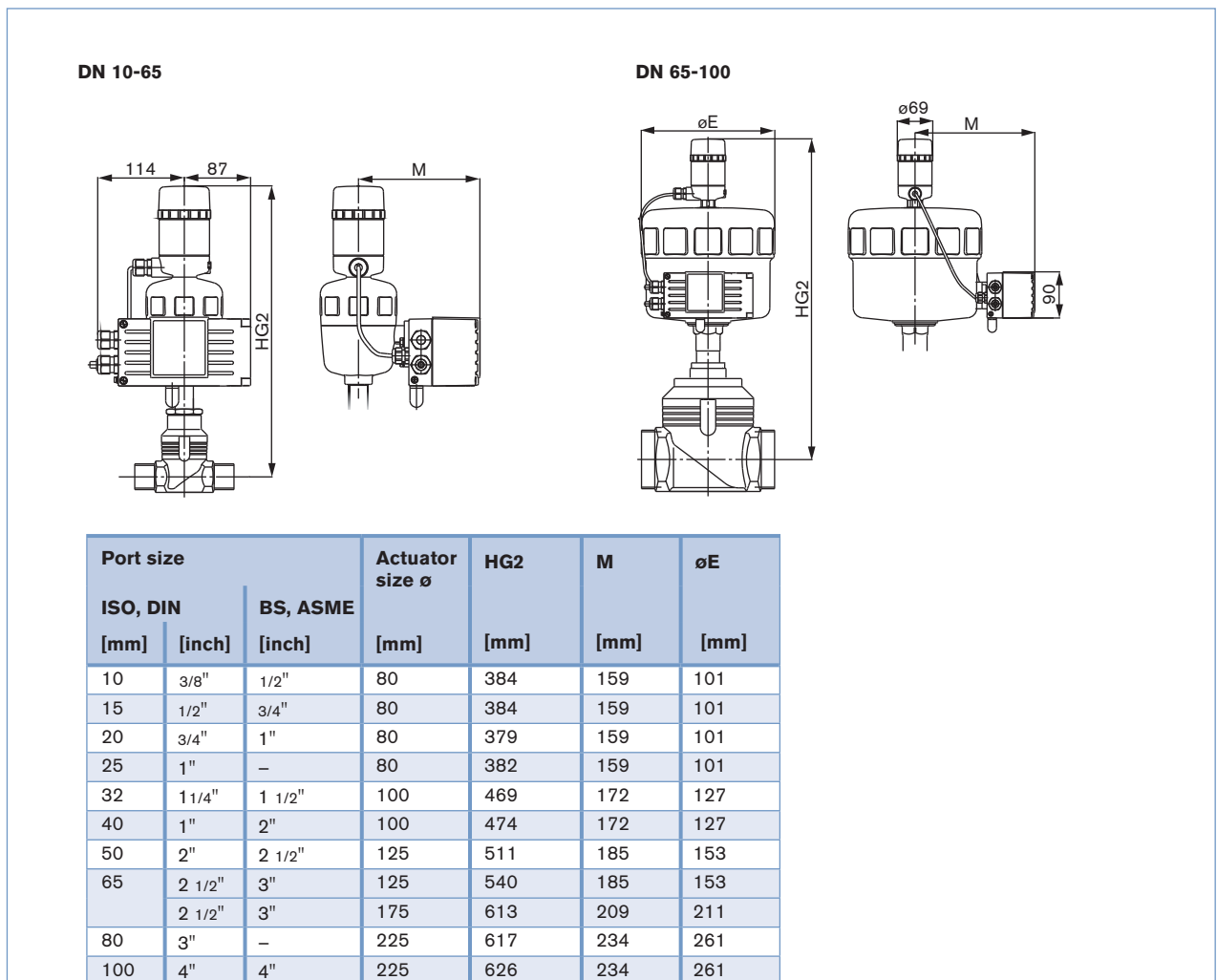
Dimensions for valve system Continuous Classic Type 8802-GB [mm], continued

Dimensions valve system Continuous Classic Type 8802-GB-A with positioner TopControl Type 8630 [mm]



Further dimensions see p. 13

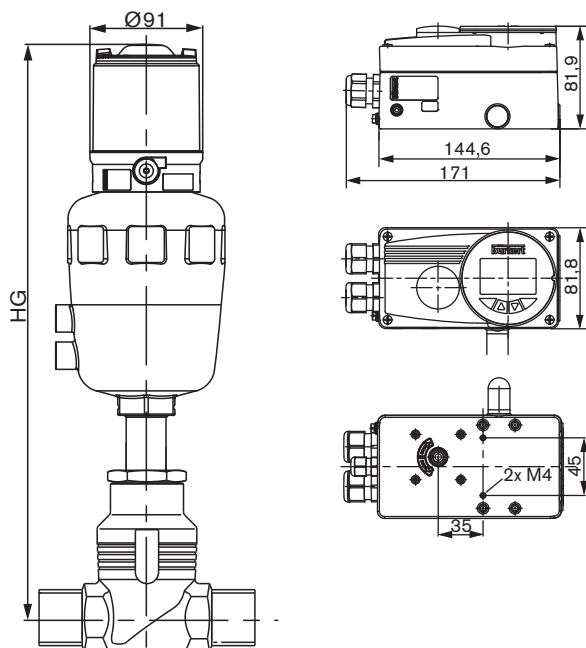
Dimensions valve system Continuous Classic 8802-GB-B with positioner SideControl Type 8635 [mm]



Further dimensions see p. 13

Dimensions for valve system Continuous Classic Type 8802-GB [mm], continued

Dimensions valve system Continuous Classic Type 8802-GB-P with Positioner SideControl Remote Type 8792 and Type 8802-GB-Q with Process Controller SideControl Remote Type 8793 [mm]



Port size		BS, ASME [inch]	Actuator size ø [mm]	HG [mm]
ISO, DIN [mm]	[inch]			
10	3/8"	1/2"	80	376
15	3/8"	1/2"	80	376
20	1/2"	3/4"	80	371
25	3/4"	1"	80	374
32	1"	–	100	458
40	1 1/4"	1 1/2"	100	463
50	1"	2"	125	500
65	2"	2 1/2"	125	529
	2 1/2"	3"	175	591
80	3"	–	225	609
100	4"	4"	225	604

Further dimensions see p. 13

Note
You can fill out the fields directly in the PDF file before printing out the form.

Valve system Continuous Classic Type 8802-GB - Request for quotation

▶ Please fill out and send to your nearest Bürkert facility* with your inquiry or order

Company	Contact person
Customer no.	Department
Address	Tel./Fax
Postcode/town	E-Mail

= mandatory fields to fill out Quantity Required delivery date

Operating data

Pipeline	DN	<input type="text"/>	PN	<input type="text"/>
Pipe material	<input type="text"/>			
<input checked="" type="checkbox"/> Process medium	<input type="text"/>			
<input checked="" type="checkbox"/> Type of media	<input type="checkbox"/> Liquid	<input type="checkbox"/> Steam	<input type="checkbox"/> Gas	
	min	standard	max	unit
<input checked="" type="checkbox"/> Flow rate (Q, Q _N , W) ¹⁾	<input type="text"/>	<input type="text"/>	<input type="text"/>	<input type="text"/>
<input checked="" type="checkbox"/> Temperature at valve inlet	<input type="text"/>	<input type="text"/>	<input type="text"/>	<input type="text"/>
<input checked="" type="checkbox"/> Absolute pressure at valve inlet P1	<input type="text"/>	<input type="text"/>	<input type="text"/>	<input type="text"/>
<input checked="" type="checkbox"/> Absolute pressure at valve outlet P2	<input type="text"/>	<input type="text"/>	<input type="text"/>	<input type="text"/>

¹⁾ standard unit: Liquid Q = m³/h; Steam W = kg/h; Gas Q_N = nm³/h

Valve features

Actuator material	<input type="checkbox"/> PA	<input type="checkbox"/> PPS				
Body material	<input type="checkbox"/> Cast stainless steel					
Seat sealing material	<input type="checkbox"/> St.st./St.st.	<input type="checkbox"/> PTFE/St.st.				
Nominal pressure	PN	<input type="text"/>				
Nominal size	DN	<input type="text"/>				
Type of connection	<input type="checkbox"/> Welded	<input type="checkbox"/> Flanged	<input type="checkbox"/> Socket union	<input type="checkbox"/> Internal thread	<input type="checkbox"/> External thread	<input type="checkbox"/> Clamp
Standard connection	<input type="checkbox"/> ISO	<input type="checkbox"/> DIN	<input type="checkbox"/> ANSI	<input type="checkbox"/> JIS	<input type="checkbox"/> Other	<input type="text"/>
Function	<input type="checkbox"/> NC ²⁾	<input type="checkbox"/> NO ²⁾				
Pilot pressure	<input type="text"/>	min.	<input type="text"/>	max.		
Please specify item no. if known:	<input type="text"/>					

²⁾ NC: normally closed by spring action; NO: normally open by spring action

continued next page

* To find your nearest Bürkert facility, click on the orange box →

www.burkert.com

