



Type 8323 can be combined with...



Type 8611

Universal PI
controller eControl




Type 2712 (1067)

Control valve with
SideControl



Type 0911

Process indicator



PLC

Pressure transmitter for general applications, 0-25 bar

- Piezoresistive or thin film sensor element
- Available with flush diaphragm standard or acc. to EHEDG
- Housing and wetted parts in corrosion-resistant stainless steel
- Standard signal 4...20 mA for connection to automation-systems
- Plug for quick installation and service

This pressure transmitter is designed to cover the majority of industrial applications in the field of industrial pressure measurement technology. High accuracy, compact design, robust construction and flexibility make this instrument universal and suitable for different measurement functions. For technical reasons piezoresistive sensor element is used for measuring ranges up to 16 bar and thin film sensor element for the measuring range of 25 bar. Wetted parts are made of stainless steel and completely welded. Internal seal elements, which could restrict the choice of measuring materials, are excluded.

General data

Compatibility Standard version Flush Diaphragm version	Any pipe with sensor connection G 1/2" A according to DIN 16288, G 1" B with O-ring (range up to 1.6 bar) G 1/2" B with O-ring (range > 1.6 bar) G 1" B for EHEDG (all ranges) (Weld-on socket with connection G1/2"B, G1"B)
Materials Housing Wetted parts Standard version Standard Flush Diaphragm version EHEDG Flush Diaphragm version Internal transmitting liquid	Stainless steel 1.4571 Stainless steel 1.4571 (and 1.4542 with 25 bar) Stainless steel 1.4571, FKM seal Stainless steel 1.4571, EPDM seal Synthetic Oil (only for pressure range up to 16 bar or flush diaphragm units)
Electrical connections	4 pin cable plug according to EN 175301-803
Measuring range (Pressure reference = relative pressure [atmospheric])	0 up to 0.1; 0.16; 0.25; 0.4; 0.6; 1.0; 1.6; 2.5; 4.0; 6.0; 10.0; 16.0 or 25.0 bar (in PSI on request)
Measuring element	piezo (≤ 16 bar) / thin film (25 bar)
Fluid temperature Standard version Standard Flush Diaphragm version EHEDG Flush Diaphragm version	-20 up to +100°C (-4 to 212 °F) -30 up to +100°C (-22 to 212 °F) -20 up to +150°C (-4 to 302 °F)
Compensated T° range	0 up to +80°C (32 to 176 °F)
Temperature coefficient Average Tc of zero Standard version Flush Diaphragm version Average Tc of Span	in compensated T° range $\leq 0.2\%$ of F.S.* / 10K $\leq -0.2...+0.3\%$ of F.S.* / 10K $\leq 0.2\%$ of F.S.* / 10K
Accuracy	$\leq 0.5\%$ of F.S.* (2-point calibration) ¹⁾ $\leq 0.25\%$ of F.S.* (Best fit calibration, BFSL) ¹⁾
Hysteresis	$\leq 0.1\%$ of F.S.*
Repeatability	$\leq 0.05\%$ of F.S.*
1-year stability	$\leq 0.2\%$ of F.S.* (at reference conditions)

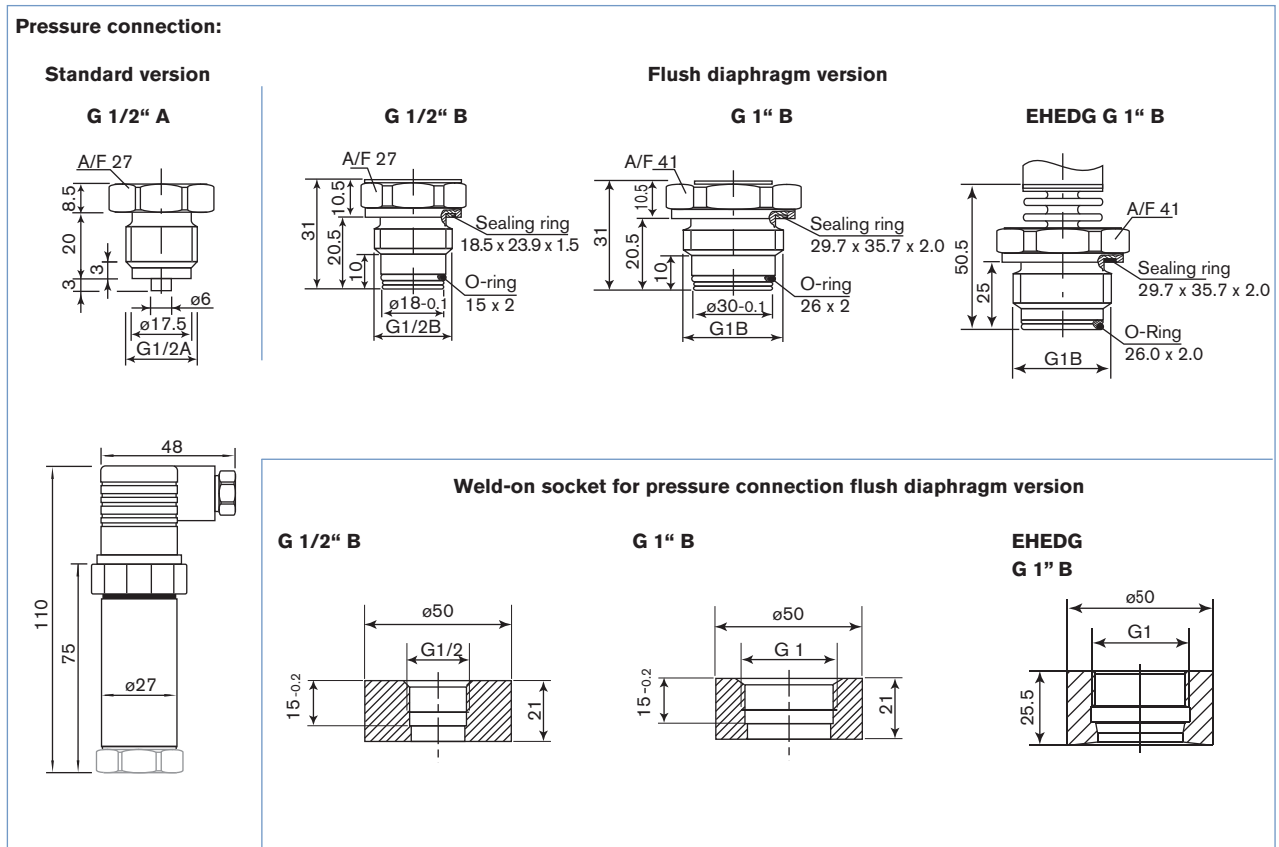
¹⁾ Calibrated in vertical mounting position with pressure connection bottom
* F.S.=Full scale

Electrical data	
Power supply [Vs]	10 -30 V DC
Reversed polarity of DC	Protected
Overvoltage protection	Yes
Short circuit protection	Yes
Output	Standard 4-20 mA signal, 2 wires
Load in Ω	$\leq (V_s [V] - 10 [V]) / 0.02 [A]$
Adjustability: Zero / span	$\pm 10\%$
Response time	≤ 1 ms

Environment	
Ambient temperature	
Standard version	-20 up to +80°C (-4 to 176 °F)
Standard Flush Diaphragm version	-20 up to +80°C (-4 to 176 °F)
EHEDG Flush Diaphragm version	-20 up to +80°C (-4 to 176 °F)
Storage temperature	
Standard version	-40 up to +100°C (-40 to 212 °F)
Standard Flush Diaphragm version	-40 up to +100°C (-40 to 212 °F)
EHEDG Flush Diaphragm version	-20 up to +100°C (-4 to 212 °F)

Standards, directives and approvals	
Protection class	IP65 with cable plug mounted and tightened
Standards and directives	
EMC	EN 50081-1, 50081-2, 50082-2
Shock resistance	IEC 770, 1000g (mechanical shock)
Vibration resistance	IEC 770, 2g (vibration under resonance)

Dimensions



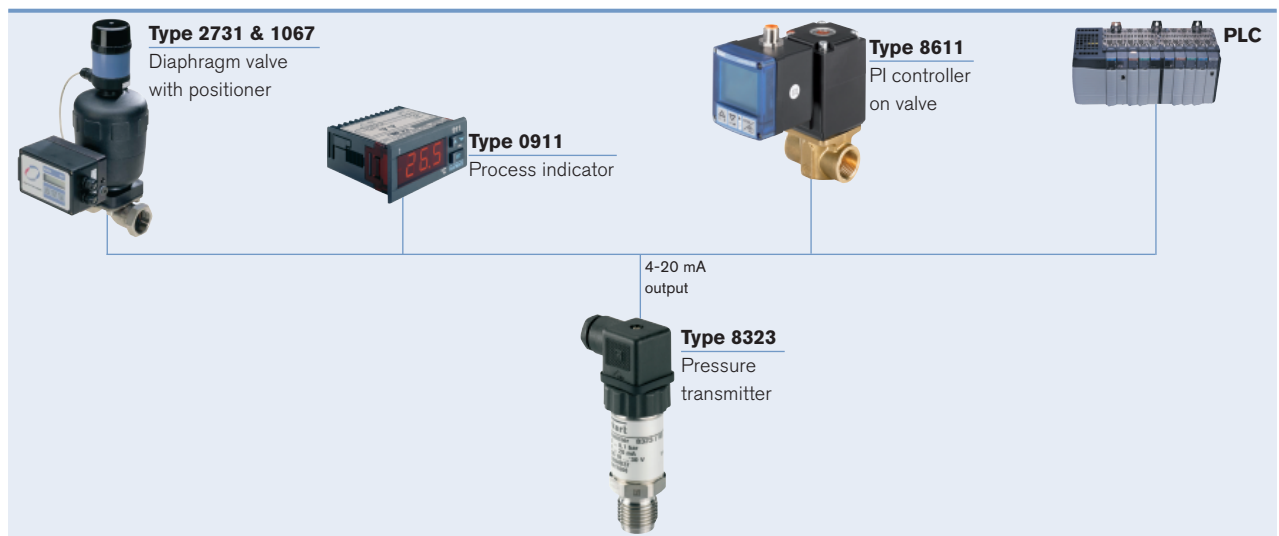
Ordering chart for Type 8323 (other versions on request)

Pressure range [bar]	Pressure max. [bar]	Bursting pressure [bar]	Power supply	Output signal	Item no. Standard	Item no. standard Flush diaphragm G 1/2" B	Item no. standard Flush diaphragm G 1" B	Item no. EHEDG Flush diaphragm G 1" B
0 - 0.10	1	2	10 - 30 VDC	4-20 mA	417 692	-	552 063	551 803
0 - 0.16	1.5	2	10 - 30 VDC	4-20 mA	417 693	-	552 064	-
0 - 0.25	2	2	10 - 30 VDC	4-20 mA	417 694	-	-	-
0 - 0.40	2	2	10 - 30 VDC	4-20 mA	417 695	-	552 065	551 675
0 - 0.60	4	4	10 - 30 VDC	4-20 mA	417 696	-	-	551 676
0 - 1.00	5	5	10 - 30 VDC	4-20 mA	417 697	-	552 066	551 677
0 - 1.60	10	10	10 - 30 VDC	4-20 mA	417 698	-	-	551 678
0 - 2.50	10	10	10 - 30 VDC	4-20 mA	417 699	-	-	551 679
0 - 4.00	17	17	10 - 30 VDC	4-20 mA	417 700	-	-	-
0 - 6.0	35	35	10 - 30 VDC	4-20 mA	417 701	552 067	-	-
0 - 10.0	35	35	10 - 30 VDC	4-20 mA	417 702	552 068	-	551 684
0 - 16.0	80	80	10 - 30 VDC	4-20 mA	417 703	552 069	-	-
0 - 25.0	50	250	10 - 30 VDC	4-20 mA	417 704	-	-	-

Ordering chart for accessories (to be ordered separately)

Description	Item no.
Weld-on socket for standard flush diaphragm version G 1/2"	443 295
Weld-on socket for standard flush diaphragm version G 1"	444 137
Weld-on socket for EHEDG flush diaphragm version G 1"	443 296

Interconnection possibilities with other Bürkert products



To find your nearest Bürkert facility, click on the orange box →

www.burkert.com

In case of special application conditions, please consult for advice.

Subject to alteration.
© Christian Bürkert GmbH & Co. KG

0907/6_EU-en_00891809