



Type 0344 can be combined with...



Type 2508

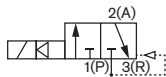
Cable plug

3/2-way Solenoid Valve for compressed air and vacuum applications

- Service friendly manual override
- Vacuum specific version
- Optimized piston design for low switching pressure
- Energy saving impulse coil

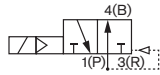
The pilot-controlled 3/2-way valve Type 0344 with a smoothly operating servo-piston requires a differential pressure of 0.25 bar for complete opening and closing. A 3/2-way pilot valve (pivoted armature valve) ensures safe and reliable operation. It is available in circuit function C and D. An additional return spring ensures reliable switching behavior at low pressures and vacuum.

Circuit function C



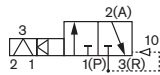
3/2-way valve, when de-energized outlet port A exhausted, with 3-way pilot control

Circuit function D



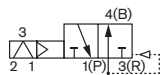
3/2-way valve, when de-energized outlet port B pressurized, with 3-way pilot control

Circuit function C (Impulse)



3/2-way valve, when de-energized outlet port A exhausted, with 3-way pilot control

Circuit function D (Impulse)



3/2-way valve, when de-energized outlet port B pressurized, with 3-way pilot control

Technical data	
Orifice	DN 8.0 - 40 mm
Body material	Brass
Coil material	Epoxy
Coil insulation class	H
Seal material	NBR
Medium	Neutral gases, compressed air, vacuum
Medium temperature	0 to +90 °C
Ambient temperature	Max. +55 °C
Voltage tolerance	±10 %
Duty cycle	Continuous operation 100% ED
Electrical connection	Cable plug for Ø 7 mm cable, acc. to DIN EN 175301-803 Form A (supplied as standard)
Protection class	IP 65 with cable plug
Installation	As required, preferably with actuator upright

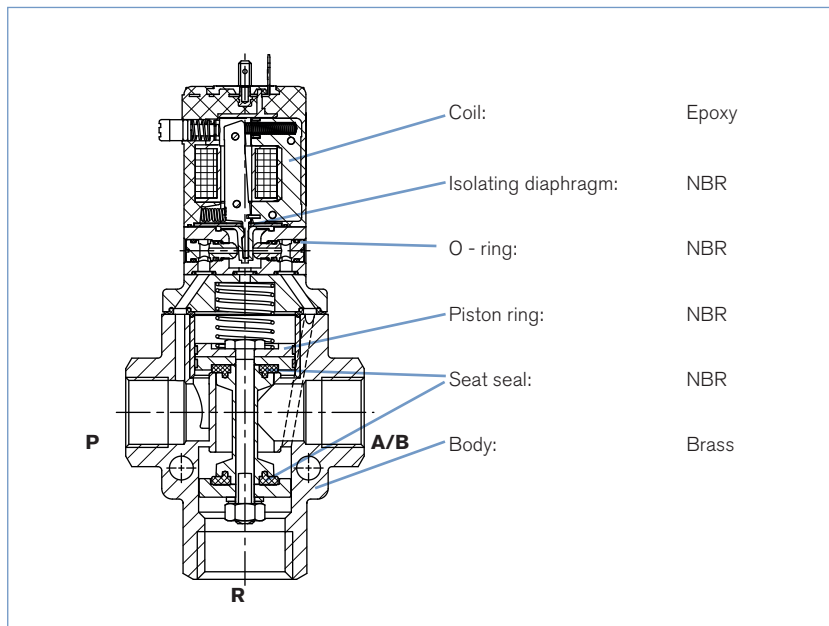
Flow rate Q _{Nn} value air [l/min]	Measured at +20°C, 1 bar pressure at valve inlet and free outlet
Pressure values [bar]	Overpressure with respect to atmospheric pressure
Response times [ms]: Opening Closing	Measured with water at valve outlet at 6 bar and +20°C Pressure rise 0 to 90%, Pressure drop 100 to 10%

* Cable plug Type 2508 (supplied as standard) acc. to DIN EN 175 301-803, Form A

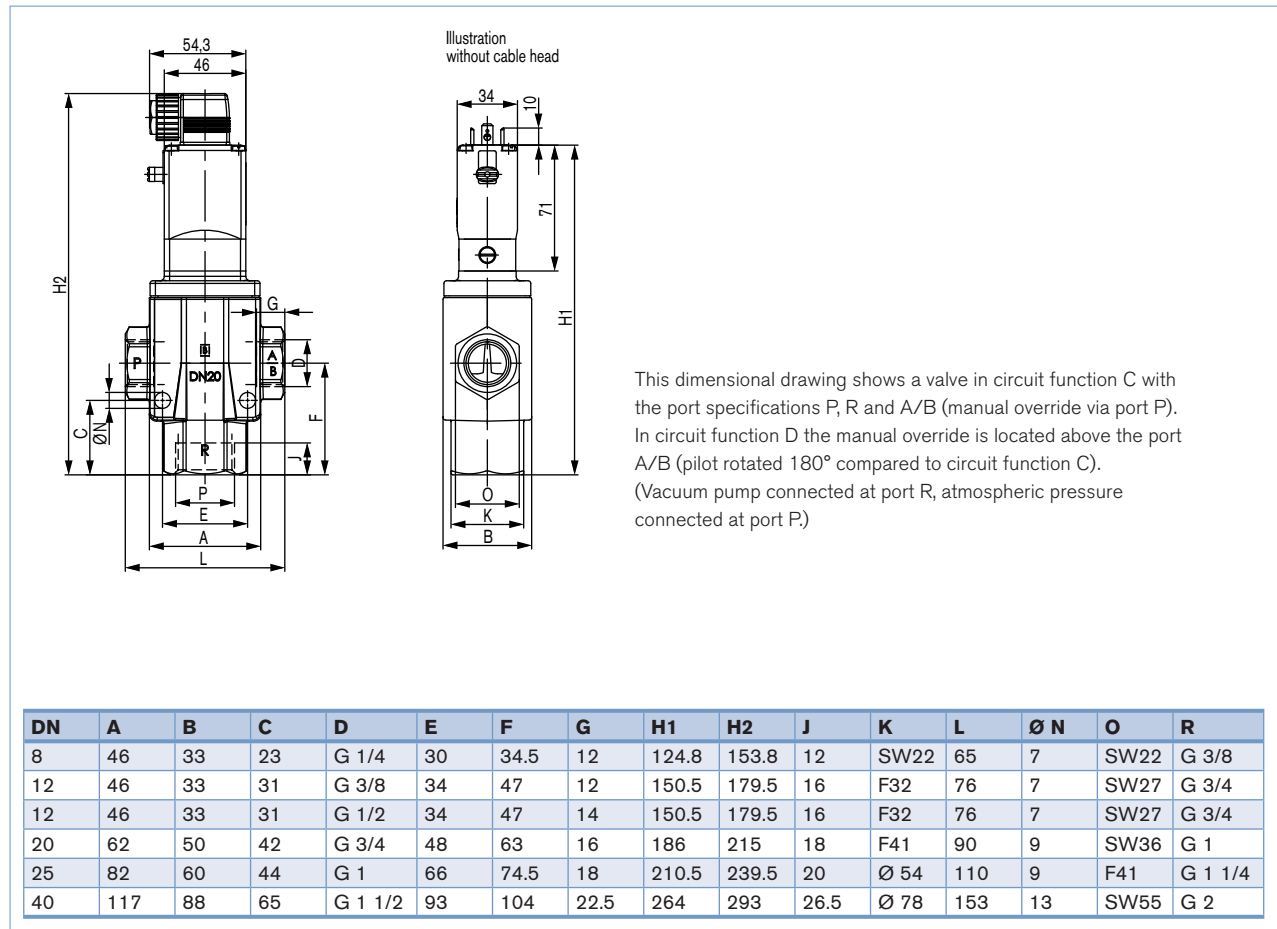
Technical data

Orifice [mm]	Qn value air P→A [l/min]	Port connection A/B and P	Pressure range [bar]	Power consumption				Response times		Weight [kg]
				Inrush AC [VA]	Hold AC (hot coil) [VA]	[W]	Hot/cold coil DC [W]	Opening [ms]	Closing [ms]	
8	1030	G 1/4	Vacuum	30	15	8	8/11	25	25	1.0
12	2800	G 1/2	to	30	15	8	8/11	30	30	1.2
20	7200	G 3/4	3 bar	30	15	8	8/11	40	40	2.2
25	11000	G 1		30	15	8	8/11	70	70	2.7
40	26000	G 1 1/2		30	15	8	8/11	120	120	6.8

Materials

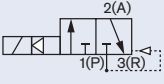
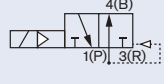


Dimensions [mm]



Ordering charts valves (Standard version)

All valves with manual override, brass body, NBR seal and cable plug

Circuit function	Port connection G and NPT	Orifice [mm]	Q _{Nn} value air P→A [l/min]	Pressure range [bar]	Voltage/Frequency [V/Hz] UC	Item no. per voltage/frequency [V/Hz]	
						G	NPT
C 3/2-way valve NC 	G 1/4	8.0	1030	Vacuum up to 3	024/DC	047 383	x
					024/50	047 787	x
	G 1/2	12	2800	Vacuum up to 3	024/DC	046 580	x
					024/50	047 897	x
	G 3/4	20	7200	Vacuum up to 3	024/DC	046 833	x
					024/50	053 492	x
	G 1	25	11000	Vacuum up to 3	024/DC	043 691	x
					024/50	050 367	x
	G 1 1/2	40	26000	Vacuum up to 3	024/DC	x	x
					024/50	x	x
D 3/2-way valve NO 	G 1/4	8.0	1030	Vacuum up to 3	024/DC	046 986	x
					024/50	049 336	x
	G 1/2	12	2800	Vacuum up to 3	024/DC	046 246	x
					024/50	051 354	x
	G 3/4	20	7200	Vacuum up to 3	024/DC	046 087	x
					024/50	057 636	x
	G 1	25	11000	Vacuum up to 3	024/DC	047 873	x
					024/50	043 479	x
	G 1 1/2	40	26000	Vacuum up to 3	024/DC	062 324	x
					024/50	x	x

x Article variant available, order number upon request

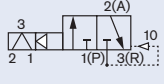
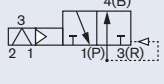
 Further versions on request


Voltage

Non-standard voltages

Ordering charts for valves (Impulse version)

All valves with manual override, brass body, NBR seal and cable plug

Circuit function	Port connection G and NPT	Orifice [mm]	Q _{Nn} value air P→A [l/min]	Pressure range [bar]	Voltage/Frequency [V/Hz] UC	Item no. per voltage/frequency [V/Hz]	
						G	NPT
C 3/2-way valve NC 	G 1/4	8.0	1030	Vacuum up to 3	024/DC	x	x
	G 1/2	12	2800	Vacuum up to 3	024/DC	045 816	x
	G 3/4	20	7200	Vacuum up to 3	024/DC	051 619	x
	G 1	25	11000	Vacuum up to 3	024/DC	049 841	x
	G 1 1/2	40	26000	Vacuum up to 3	024/DC	052 615	x
D 3/2-way valve NO 	G 1/4	8.0	1030	Vacuum up to 3	024/DC	x	x
	G 1/2	12	2800	Vacuum up to 3	024/DC	020 215	x
	G 3/4	20	7200	Vacuum up to 3	024/DC	x	x
	G 1	25	11000	Vacuum up to 3	024/DC	x	x
	G 1 1/2	40	26000	Vacuum up to 3	024/DC	087 561	x

x Article variant available, order number upon request

To find your nearest Bürkert facility, click on the orange box →

www.burkert.com

In case of special application conditions, please consult for advice.

Subject to alteration.
© Christian Bürkert GmbH & Co. KG

1403/3_EU-en_00891627