

## 3/2-way Solenoid Valve, sub-base



Type 0331 can be combined with...



**Type 2508**  
Cable plug



**Type 1078**  
Timer unit



**Type 2511**  
ASI cable plug

- 3-way solenoid valve with pivoted armature and manual override
- Direct-acting with separating diaphragm
- Fast-acting
- For liquid, gaseous and aggressive Medium
- Long service life, even in non-lube conditions

The Type 0331 is a direct-acting 3/2-way pivoted armature solenoid valve for sub-base mounting. The magnetic system and the Medium chamber are separated from one another by a separating diaphragm system. The valve is fast acting and has a long service life, even when run dry.

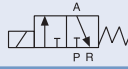
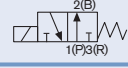
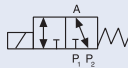
Technical data	
<b>Orifice</b>	DN 2.0–3.0 mm
<b>Body and seat materials</b>	Brass and stainless steel 1.4401
<b>Coil material</b>	Epoxy
<b>Coil insulation class</b>	H
<b>Seal material</b>	NBR, FKM (EPDM on request)
<b>Medium</b>	Neutral Medium such as compressed air, water, hydraulic oil Hot air Oil and fat-free Medium
<b>Medium temperature</b>	NBR 0 to +80 °C FKM 0 to +90 °C EPDM (on request) – 30 to +90 °C
<b>Ambient temperature</b>	Max. +55 °C (min. temperature see Medium temperature)
<b>Viscosity</b>	max. 37 mm <sup>2</sup> /s
<b>Voltage tolerance</b>	±10%
<b>Duty cycle</b>	100% continuous rating
<b>Manifold mounting</b>	Use reduced duty cycle or 5W coil
<b>Electrical connection</b>	Tag connector acc. to DIN EN 175301-803 Form A (previously DIN 43650) for cable plug Type 2508 (supplied as standard)
<b>Protection class</b>	IP 65 with cable plug
<b>Installation</b>	as required, preferably with actuator upright

Power consumption			
Inrush		Hold (hot coil)	
AC [VA]	DC [W]	AC [VA/W]	DC [W]
30	8	15/8	8

Response times	
AC opening/closing [ms]	8-15
DC opening/closing [ms]	10-20

Measured at valve outlet at 6 bar and +20 °C  
Opening: pressure build-up 0 to 90%, closing: pressure relief 100 to 10%

Ordering chart for valves (other versions on request)

Circuit function	Port connection	DN [mm]	Kv-value water [m³/h] <sup>1)</sup>		Pressure Pressure [bar] ■	Weight [g]	Item no. per voltage/frequency [V/Hz]		
			AC	DC			024/DC	024/50	230/50
<b>C</b> 3/2-way valve NC 	<b>Seal material, NBR</b>								
	Flange	2.0	0.10	0.08	0-16	400	041 183	041 184	041 188
3.0		0.15	0.12	0-10	041 195		041 198	041 209	
<b>D</b> 3/2-way valve NO 	<b>Seal material, NBR</b>								
	Flange	2.0	0.10	0.08	0-16	400	041 234	041 235	041 242
3.0		0.15	0.12	0-10	041 247		041 248	041 254	
<b>T</b> 3/2-way valve, universal function, any flow direction 	<b>Seal material, FKM</b>								
	Flange	2.0	0.10	0.08	0-12	400	124 953	124 954	124 956
3.0		0.15	0.12	0-8	124 958		124 959	124 961	

<sup>1)</sup> In DC-versions with orifice 3.0 and 4.0 the orifice diameter is reduced by about 0.5mm.

■ Please be aware that the above valves cannot be used for vacuum

The valves are manufactured with different springs. The valves can be applied also in other circuit functions with respect to different pressure rates. For further information please see separate datasheet.

**i Further versions on request**

**Materials**  
Stainless steel body

**Pressure**  
Vacuum version

**Approvals**  
UL, UR, GL, CGA/AGA, UL Hazardous Locations

**Additional**  
Electrical feedback, version without manual override

**Voltage**  
110/50, coil with 5W power consumption, non-standard voltages

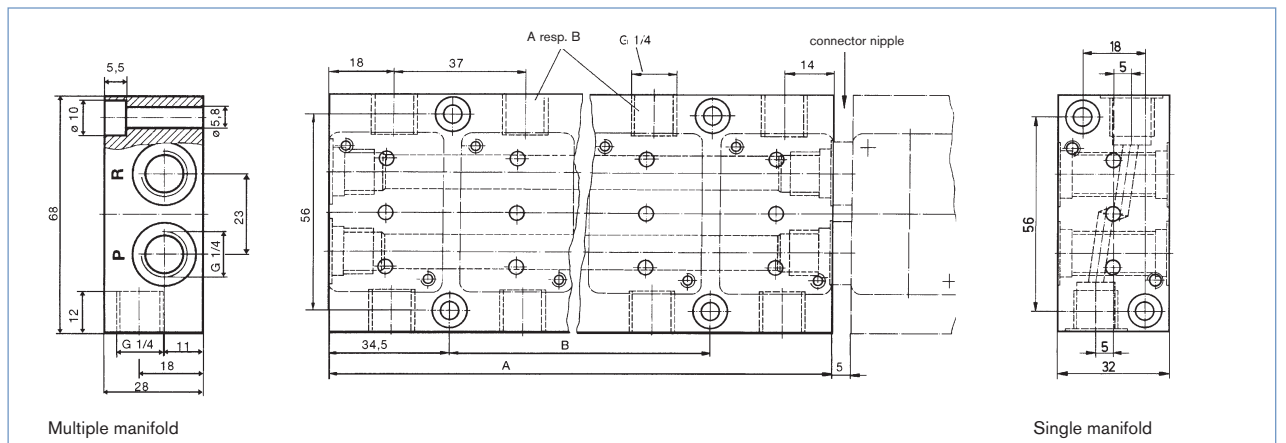
Ordering chart for flange valve manifolds and accessories

All manifolds made of anodised aluminium

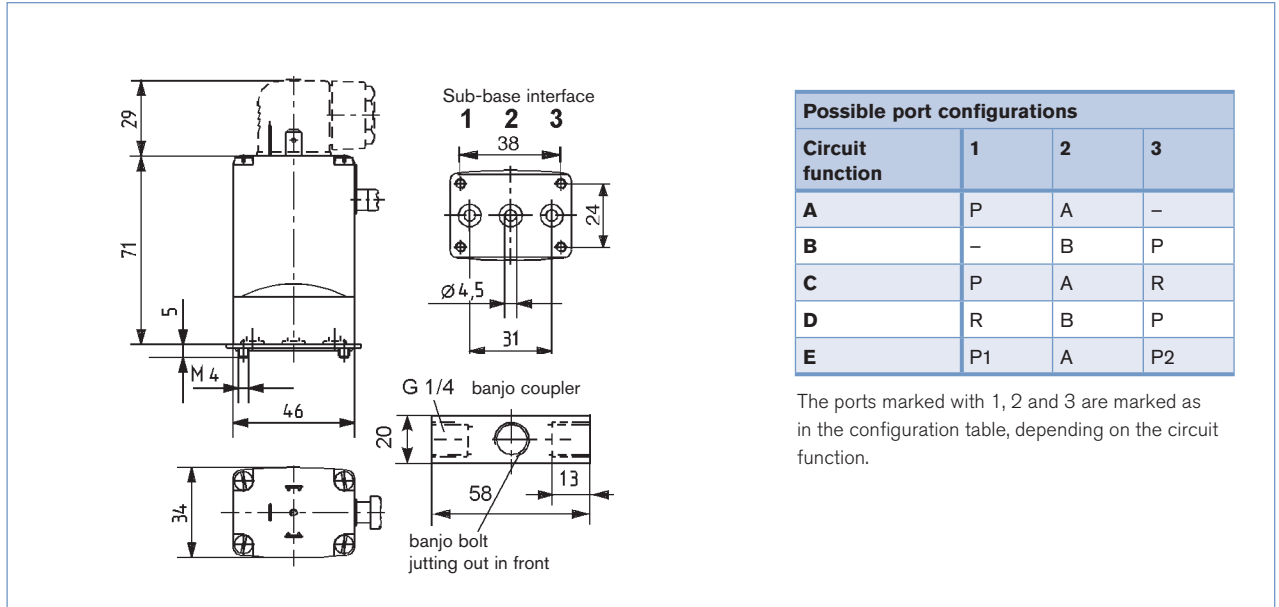
Manifold	Length A [mm]	Hole spacing B [mm]	Item no.
1 valve	32	-	005 043
2 valves	69	-	005 045
3 valves	106	37	005 366
4 valves	143	74	005 294
5 valves	180	111	005 295
6 valves	217	148	005 296
7 valves	254	185	005 403
8 valves	291	222	006 074

Accessory parts		Item no.
Block for auxiliary manual operation, individual		013 372
Covering plate for unused valve positions		005 625



## Dimensions [mm]



The valves are manufactured with different springs. The valves can be applied also in other circuit functions with respect to different pressure rates. For further information please see separate datasheet.

To find your nearest Bürkert facility, click on the orange box →

[www.burkert.com](http://www.burkert.com)